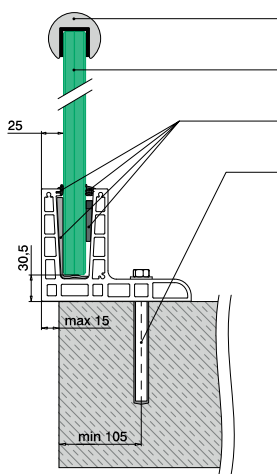
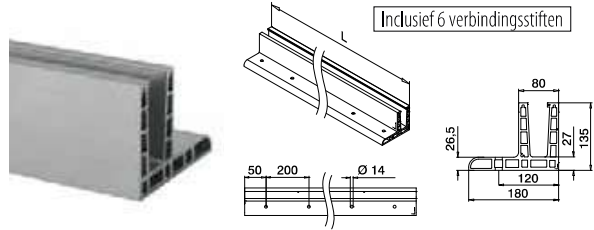


Vloerprofielen voor topmontage



- Optioneel: U-profielbuis: ■ 169 - 185
Randbescherming: ■ 166 - 168
- Veiligheidsglas: ■ 160 - 161
- Safety Wedge System: ■ 118
- Alle ankers: ■ 459 - 465

Let op de keurmerkspecificaties en statische berekeningen voor bevestigingsmiddelen, glasafmetingen en glastypen.



MOD 8520

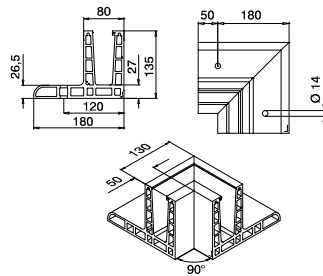
Aluminium Geborsteld, geanodiseerd
OUTDOOR

168520-025-00-18 ■ 459 - 465 L = 2,5 m



International Design
Model Protection

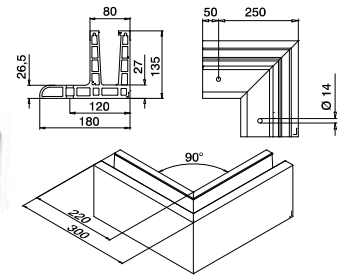
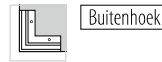
Hoeken voor topmontage



MOD 8521

Aluminium Geborsteld, geanodiseerd
OUTDOOR

168521-01-18 ■ 459 - 465 1



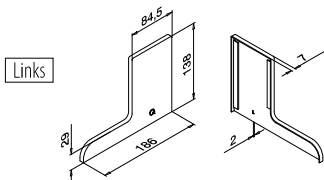
MOD 8521

Aluminium Geborsteld, geanodiseerd
OUTDOOR

168521-02-18 ■ 459 - 465 1



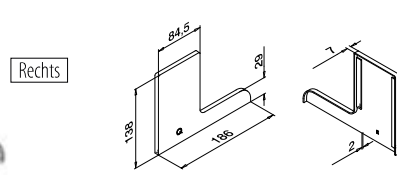
Eindkappen voor topmontage



MOD 8522

Aluminium Geborsteld, geanodiseerd
OUTDOOR Tape

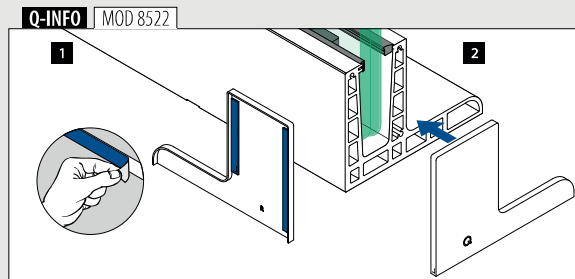
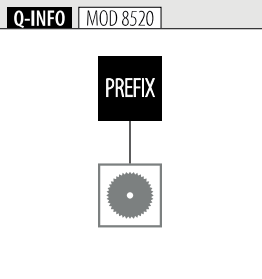
168522-01-18 Voorgemonteerd 1



MOD 8522

Aluminium Geborsteld, geanodiseerd
OUTDOOR Tape

168522-02-18 Voorgemonteerd 1





RAND- BESCHERMING


166

U-PROFIELEN

167, 168


U-PROFIELBUIS vierkant / rechthoekig

176



U-PROFIELBUIS rond

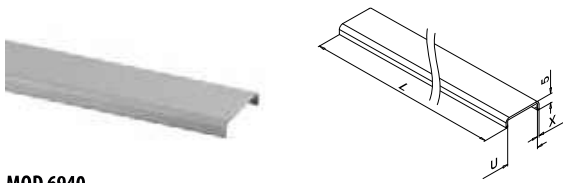
169



Q-railing

Randbescherming

Randbescherming

**MOD 6940****Aluminium** Onbewerkt

| | U | Q | X | T | ☐ |
|------------------|------|------|-----|---------------|---------|
| 166940-050-18-00 | 18,5 | Q-98 | 1,5 | 16,76 - 17,52 | L = 5 m |

Aluminium Geborsteld, geanodiseerd

| OUTDOOR | | | | | |
|------------------|------|------|-----|---------------|-----------|
| | U | Q | X | T | ☐ |
| 166940-025-18-18 | 18,5 | Q-98 | 1,5 | 16,76 - 17,52 | L = 2,5 m |
| 166940-025-22-18 | 22,5 | Q-99 | 1,5 | 20,76 - 21,52 | L = 2,5 m |

| | | | | | |
|------------------|------|------|-----|---------------|---------|
| 166940-050-18-18 | 18,5 | Q-98 | 1,5 | 16,76 - 17,52 | L = 5 m |
| 166940-050-22-18 | 22,5 | Q-99 | 1,5 | 20,76 - 21,52 | L = 5 m |

Aluminium Black Line

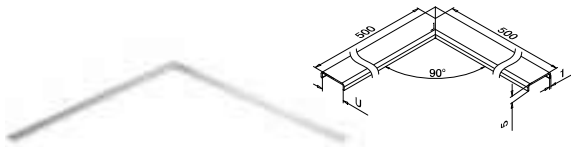
| OUTDOOR | | | | | |
|------------------|------|------|-----|---------------|-----------|
| | U | Q | X | T | ☐ |
| 166940-025-18-82 | 18,5 | Q-98 | 1,5 | 16,76 - 17,52 | L = 2,5 m |

NEW

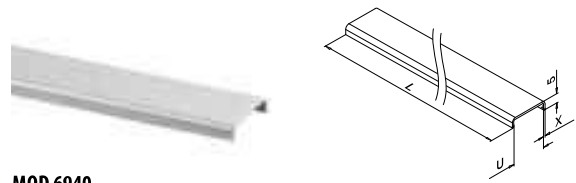


Randbescherming

Hoeken

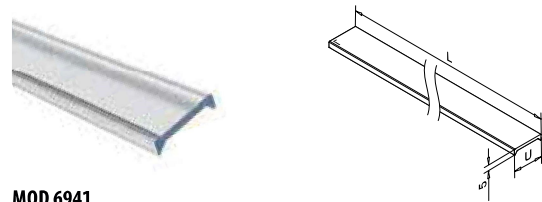
**MOD 6340****316** Geslepen

| OUTDOOR | | | | |
|----------------|------|---------------|---|--|
| | U | T | ☐ | |
| 146340-500-18 | 18,5 | 16,76 - 17,52 | 1 | |
| 146340-500-22 | 22,5 | 20,76 - 21,52 | 1 | |
| 146340-500-26 | 26,5 | 24,76 - 25,52 | 1 | |

**MOD 6940****316** Geslepen

| OUTDOOR | | | | | |
|------------------|------|------|---|---------------|-----------|
| | U | Q | X | T | ☐ |
| 146940-025-18-12 | 18,5 | Q-98 | 1 | 16,76 - 17,52 | L = 2,5 m |
| 146940-025-22-12 | 22,5 | Q-99 | 1 | 20,76 - 21,52 | L = 2,5 m |

| | | | | | |
|------------------|------|-------|---|---------------|---------|
| 146940-050-14-12 | 14,5 | Q-111 | 1 | 12,76 - 13,52 | L = 5 m |
| 146940-050-18-12 | 18,5 | Q-98 | 1 | 16,76 - 17,52 | L = 5 m |
| 146940-050-22-12 | 22,5 | Q-99 | 1 | 20,76 - 21,52 | L = 5 m |
| 146940-050-26-12 | 26,5 | Q-112 | 1 | 24,76 - 25,52 | L = 5 m |

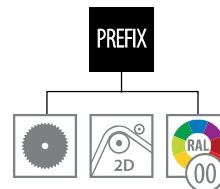
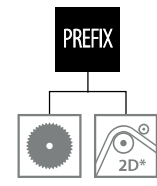
**MOD 6941****Kunststof** Transparant

| INDOOR | | | | |
|------------------|------|-------|---------------|-----------|
| | U | Q | T | ☐ |
| 156941-025-18-03 | 18,5 | Q-122 | 16,76 - 17,52 | L = 2,5 m |

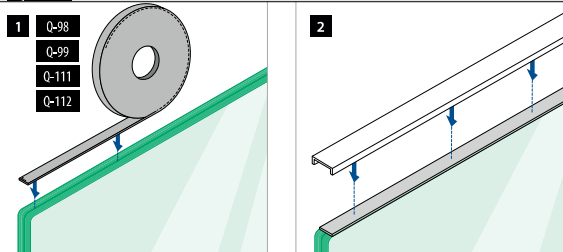
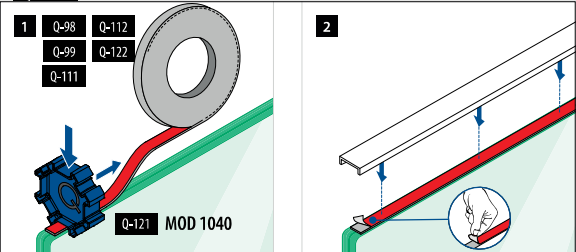
NEW

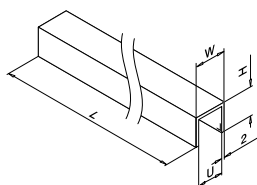
Q-INFO Aluminium MOD 6940

Onbewerkt

Geborsteld,
geanodiseerdZwart, mat,
structuur**Q-INFO** MOD 6940**Q-INFO** 316 MOD 6340 / 6940

*MOD 6940

Q-INFO**Q-INFO**



MOD 6944

Aluminium Geborsteld, geanodiseerd

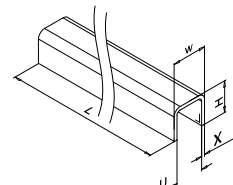
OUTDOOR

| | U | Q | T | W | H | |
|------------------|-------|-------|---------------|-------|----|---------|
| 166944-050-13-18 | 13,25 | Q-111 | 12,76 | 17,25 | 15 | L = 5 m |
| 166944-050-18-18 | 18 | Q-98 | 16,76 - 17,52 | 22 | 20 | L = 5 m |
| 166944-050-22-18 | 22 | Q-99 | 21,52 | 26 | 20 | L = 5 m |

Aluminium Black Line

OUTDOOR

| | | | | | | | |
|-----|------------------|-------|-------|---------------|-------|----|---------|
| NEW | 166944-050-13-82 | 13,25 | Q-111 | 12,76 | 17,25 | 15 | L = 5 m |
| NEW | 166944-050-18-82 | 18 | Q-98 | 16,76 - 17,52 | 22 | 20 | L = 5 m |
| NEW | 166944-050-22-82 | 22 | Q-99 | 21,52 | 26 | 20 | L = 5 m |



MOD 6960

304 Geslepen

INDOOR

| | U | X | T | W | H | |
|------------------|----|---|-----------|----|----|---------|
| 136960-050-24-12 | 24 | 3 | 8 - 21,52 | 30 | 27 | L = 5 m |

316 Geslepen

OUTDOOR

| | | | | | | |
|------------------|----|---|-----------|----|----|---------|
| 146960-050-24-12 | 24 | 3 | 8 - 21,52 | 30 | 27 | L = 5 m |
| 146960-050-34-12 | 34 | 3 | 8 - 31,52 | 40 | 37 | L = 5 m |

316 Black Line

OUTDOOR

| | | | | | | | |
|-----|------------------|----|---|-----------|----|----|---------|
| NEW | 146960-050-24-82 | 24 | 3 | 8 - 21,52 | 30 | 27 | L = 5 m |
|-----|------------------|----|---|-----------|----|----|---------|

MOD 6961

304 Geslepen

INDOOR

| | U | X | T | W | H | |
|------------------|----|---|-----------|----|----|---------|
| 136961-050-24-12 | 24 | 2 | 8 - 21,52 | 28 | 26 | L = 5 m |

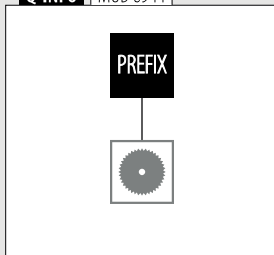
316 Geslepen

OUTDOOR

| | | | | | | |
|------------------|----|---|-----------|----|----|---------|
| 146961-050-24-12 | 24 | 2 | 8 - 21,52 | 28 | 26 | L = 5 m |
| 146961-050-34-12 | 34 | 2 | 8 - 31,52 | 38 | 36 | L = 5 m |



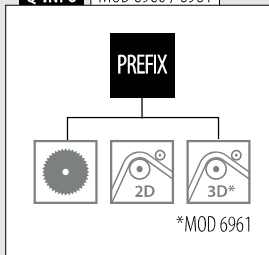
Q-INFO MOD 6944



Q-INFO Aluminium



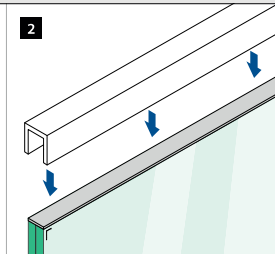
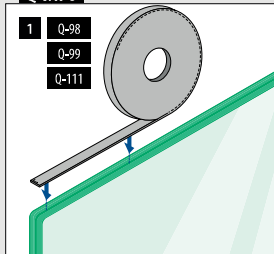
Q-INFO MOD 6960 / 6961



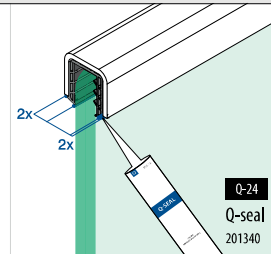
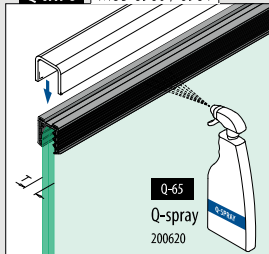
Q-INFO 304 316



Q-INFO



Q-INFO MOD 6960 / 6961



U-profielen

Hoeken

Vierkant □



MOD 6362

316 Geslepen

| OUTDOOR | U | X | T | W | H | |
|--------------|----|---|---------|----|----|---|
| 146362-24-12 | 24 | 3 | 8-21,52 | 30 | 27 | 1 |
| 146362-34-12 | 34 | 3 | 8-31,52 | 40 | 37 | 1 |

316 Black Line

NEW

| OUTDOOR | U | X | T | W | H | |
|--------------|----|---|---------|----|----|---|
| 146362-24-82 | 24 | 3 | 8-21,52 | 30 | 27 | 1 |

MOD 6361

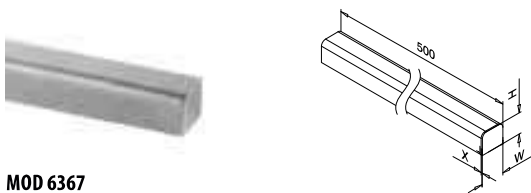
316 Geslepen

| OUTDOOR | U | X | T | W | H | |
|-----------|----|---|---------|----|----|---|
| 146361-24 | 24 | 2 | 8-21,52 | 28 | 26 | 1 |
| 146361-34 | 34 | 2 | 8-31,52 | 38 | 36 | 1 |

U-profielen

Eindkappen

Vierkant □



MOD 6367

316 Geslepen

| OUTDOOR | U | X | T | W | H | |
|--------------|----|---|---------|----|----|---|
| 146367-24-12 | 24 | 3 | 8-21,52 | 30 | 27 | 1 |
| 146367-34-12 | 34 | 3 | 8-31,52 | 40 | 37 | 1 |

316 Black Line

NEW

| OUTDOOR | U | X | T | W | H | |
|--------------|----|---|---------|----|----|---|
| 146367-24-82 | 24 | 3 | 8-21,52 | 30 | 27 | 1 |

MOD 6366

316 Geslepen

| OUTDOOR | U | X | T | W | H | |
|-----------|----|---|---------|----|----|---|
| 146366-24 | 24 | 2 | 8-21,52 | 28 | 26 | 1 |
| 146366-34 | 34 | 2 | 8-31,52 | 38 | 36 | 1 |

U-profielen

Rubbers



MOD 5124

Toebehoren

U = 24 mm

| Voor monolithisch glas | T | |
|------------------------|------|---------|
| 205124-050-08 | 8-10 | L = 5 m |
| 205124-050-11 | 12 | L = 5 m |
| 205124-050-15 | 15 | L = 5 m |
| 205124-050-19 | 19 | L = 5 m |

Voor gelaagd glas

| | | |
|-------------------|---------------|---------|
| 205124-050-08 | 8,76 - 10,76 | L = 5 m |
| 205124-050-11 | 11,52 - 13,52 | L = 5 m |
| 205124-050-17 | 16,76 - 17,52 | L = 5 m |
| NEW 205124-050-92 | 20,76 - 21,52 | L = 5 m |

MOD 5134

Toebehoren

U = 34 mm

| Voor monolithisch glas | T | |
|------------------------|------|---------|
| 205134-050-08 | 8-10 | L = 5 m |
| 205134-050-11 | 12 | L = 5 m |
| 205134-050-19 | 19 | L = 5 m |

Voor gelaagd glas

| | | |
|---------------|---------------|---------|
| 205134-050-08 | 8,76 - 10,76 | L = 5 m |
| 205134-050-11 | 11,52 - 13,52 | L = 5 m |
| 205134-050-17 | 16,76 - 17,52 | L = 5 m |
| 205134-050-22 | 20,76 - 21,52 | L = 5 m |
| 205134-050-24 | 24,76 - 25,52 | L = 5 m |
| 205134-050-32 | 31,52 | L = 5 m |

Q-INFO 304 316

12

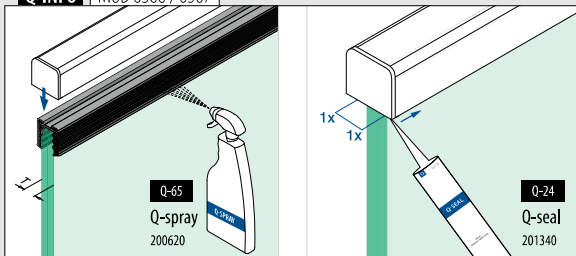


Geslepen

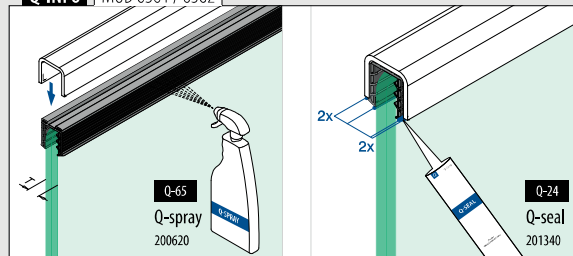
82

Zwart, mat,
structuur

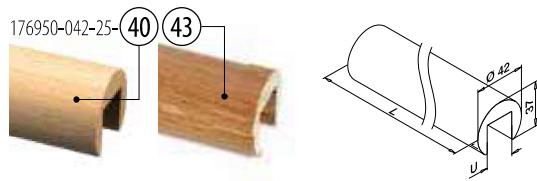
Q-INFO MOD 6366 / 6367



Q-INFO MOD 6361 / 6362



U-profielbuis



MOD 6950

| Beuken | Gelakt | | |
|------------------|----------|--|-----------|
| INDOOR | U | | |
| 176950-042-25-40 | 24 | | L = 2,5 m |
| Eiken | Gelakt | | |
| INDOOR | | | |
| 176950-042-25-43 | 24 | | L = 2,5 m |

PREFIX

Verbinders



MOD 6791

| 304 | Geslepen | | |
|---------------|-------------|-----------|---|
| INDOOR | \emptyset | | |
| 176791-042 | 42,0 | QS-49 473 | 2 |



Eindkappen



MOD 6729

| 304 | Geslepen | | |
|---------------|----------|-----------|---|
| INDOOR | | | |
| 176729-042 | | QS-49 473 | 2 |



Hout is een natuurproduct. Kleuren kunnen afwijken.

Rubbers



MOD 5124

| Toebehoren | | |
|--------------------------|---------------|---------|
| U = 24 mm | | |
| Voor monolithisch glas | T | |
| 205124-050-08 | 8 - 10 | L = 5 m |
| 205124-050-11 | 12 | L = 5 m |
| 205124-050-15 | 15 | L = 5 m |
| 205124-050-19 | 19 | L = 5 m |
| Voor gelaagd glas | | |
| 205124-050-08 | 8,76 - 10,76 | L = 5 m |
| 205124-050-11 | 11,52 - 13,52 | L = 5 m |
| 205124-050-17 | 16,76 - 17,52 | L = 5 m |
| NEW 205124-050-92 | 20,76 - 21,52 | L = 5 m |

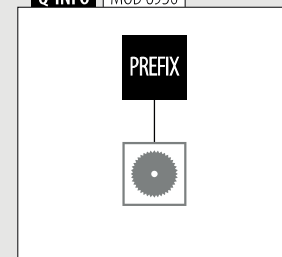
Boorsjabloon



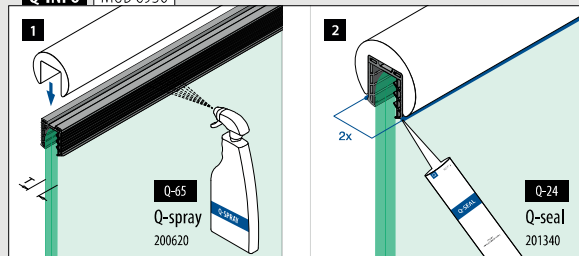
MOD 1024

| Toebehoren | | |
|------------|------|---|
| | Q | |
| 201024-042 | Q-20 | 1 |

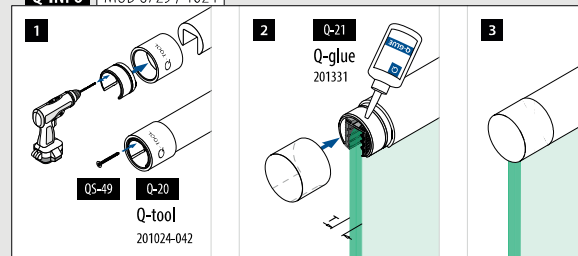
Q-INFO MOD 6950



Q-INFO MOD 6950

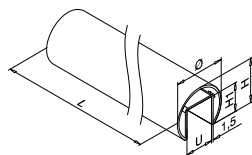
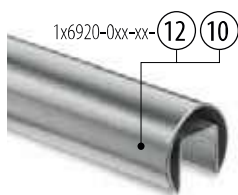


Q-INFO MOD 6729 / 1024



Glaslijsten/handrailingen

U-profielbuis



MOD 6920

Ø 42,4 mm

| 304 | Geslepen | | | | |
|------------------|----------|----|----|-----------|--|
| INDOOR | U | H | H1 | | |
| 136920-042-25-12 | 24 | 37 | 24 | L = 2,5 m | |
| 136920-042-50-12 | 24 | 37 | 24 | L = 5 m | |

SELL OUT

| 316 | Geslepen | | | | |
|------------------|----------|----|----|---------|--|
| OUTDOOR | U | H | H1 | | |
| 146920-042-50-12 | 24 | 37 | 24 | L = 5 m | |

| 316 | Gepolijst | | | | |
|------------------|-----------|----|----|---------|--|
| OUTDOOR | U | H | H1 | | |
| 146920-042-50-10 | 24 | 37 | 24 | L = 5 m | |

Ø 48,3 mm

| 304 | Geslepen | | | | |
|------------------|----------|------|----|---------|--|
| INDOOR | U | H | H1 | | |
| 136920-048-50-12 | 27 | 42,6 | 30 | L = 5 m | |

| 316 | Geslepen | | | | |
|------------------|----------|------|----|---------|--|
| OUTDOOR | U | H | H1 | | |
| 146920-048-50-12 | 27 | 42,6 | 30 | L = 5 m | |

Ø 60,3 mm

| 304 | Geslepen | | | | |
|------------------|----------|----|----|---------|--|
| INDOOR | U | H | H1 | | |
| 136920-060-50-12 | 34 | 53 | 34 | L = 5 m | |

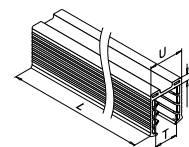
| 316 | Geslepen | | | | |
|------------------|----------|----|----|---------|--|
| OUTDOOR | U | H | H1 | | |
| 146920-060-50-12 | 34 | 53 | 34 | L = 5 m | |

PREFIX



Glaslijsten/handrailingen

Rubbers



MOD 5124

Toebehoren

U = 24 mm

| Voor monolithisch glas | T | |
|------------------------|--------|---------|
| 205124-050-08 | 8 - 10 | L = 5 m |
| 205124-050-11 | 12 | L = 5 m |
| 205124-050-15 | 15 | L = 5 m |
| 205124-050-19 | 19 | L = 5 m |

| | | |
|---------------|--------|----------|
| 205124-250-08 | 8 - 10 | L = 25 m |
| 205124-250-11 | 12 | L = 25 m |
| 205124-250-15 | 15 | L = 25 m |
| 205124-250-19 | 19 | L = 25 m |

Voor gelaagd glas

| | | |
|-------------------|---------------|---------|
| 205124-050-08 | 8,76 - 10,76 | L = 5 m |
| 205124-050-11 | 11,52 - 13,52 | L = 5 m |
| 205124-050-17 | 16,76 - 17,52 | L = 5 m |
| NEW 205124-050-92 | 20,76 - 21,52 | L = 5 m |

| | | |
|-------------------|---------------|----------|
| 205124-250-08 | 8,76 - 10,76 | L = 25 m |
| 205124-250-11 | 11,52 - 13,52 | L = 25 m |
| 205124-250-17 | 16,76 - 17,52 | L = 25 m |
| NEW 205124-250-92 | 20,76 - 21,52 | L = 25 m |

MOD 5127

Toebehoren

U = 27 mm

| Voor monolithisch glas | T | |
|------------------------|--------|---------|
| 205127-050-08 | 8 - 10 | L = 5 m |
| 205127-050-11 | 12 | L = 5 m |
| 205127-050-15 | 15 | L = 5 m |
| 205127-050-19 | 19 | L = 5 m |

Voor gelaagd glas

| | | |
|---------------|---------------|---------|
| 205127-050-08 | 8,76 - 10,76 | L = 5 m |
| 205127-050-11 | 11,52 - 13,52 | L = 5 m |
| 205127-050-15 | 16,76 - 17,52 | L = 5 m |
| 205127-050-22 | 20,76 - 21,52 | L = 5 m |
| 205127-050-24 | 24,76 - 25,52 | L = 5 m |

MOD 5134

Toebehoren

U = 34 mm

| Voor monolithisch glas | T | |
|------------------------|--------|---------|
| 205134-050-08 | 8 - 10 | L = 5 m |
| 205134-050-11 | 12 | L = 5 m |
| 205134-050-19 | 15 | L = 5 m |

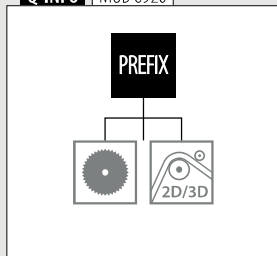
Voor gelaagd glas

| | | |
|---------------|---------------|---------|
| 205134-050-08 | 8,76 - 10,76 | L = 5 m |
| 205134-050-11 | 11,52 - 13,52 | L = 5 m |
| 205134-050-17 | 16,76 - 17,52 | L = 5 m |
| 205134-050-22 | 20,76 - 21,52 | L = 5 m |
| 205134-050-24 | 24,76 - 25,52 | L = 5 m |
| 205134-050-32 | 31,52 | L = 5 m |


SELL OUT

Uitsluitend zo lang de voorraad strekt.

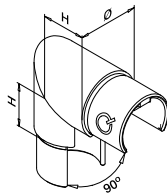
Q-INFO MOD 6920



Q-INFO 316

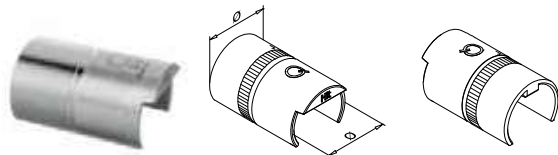


Verbinders



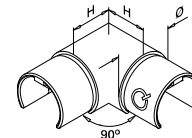
MOD 6303

| 304 Geslepen | | | |
|---------------------|------------|----|---|
| INDOOR | Ø | H | |
| 136303-042-12 | 42,4 x 1,5 | 30 | 2 |
| 316 Geslepen | | | |
| OUTDOOR | Ø | H | |
| 146303-042-12 | 42,4 x 1,5 | 30 | 2 |



MOD 6792 - EASY HIT®

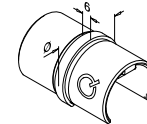
| 304 Onbewerkt | | |
|----------------------|-------------|---|
| INDOOR | Voor buis Ø | |
| 136792-042 | 42,4 x 1,5 | 2 |
| 136792-048 | 48,3 x 1,5 | 2 |
| 316 Onbewerkt | | |
| OUTDOOR | Voor buis Ø | |
| 146792-042 | 42,4 x 1,5 | 2 |
| 146792-048 | 48,3 x 1,5 | 2 |
| 146792-060 | 60,3 x 1,5 | 2 |



MOD 6313

| 304 Geslepen | | | |
|----------------------|------------|----|---|
| INDOOR | Ø | H | |
| 136313-042-12 | 42,4 x 1,5 | 30 | 2 |
| 136313-048-12 | 48,3 x 1,5 | 35 | 2 |
| 136313-060-12 | 60,3 x 1,5 | 40 | 2 |
| 316 Geslepen | | | |
| OUTDOOR | Ø | H | |
| 146313-042-12 | 42,4 x 1,5 | 30 | 2 |
| 146313-048-12 | 48,3 x 1,5 | 35 | 2 |
| 146313-060-12 | 60,3 x 1,5 | 40 | 2 |
| 316 Gepolijst | | | |
| OUTDOOR | Ø | H | |
| 146313-042-10 | 42,4 x 1,5 | 30 | 2 |

SELL OUT



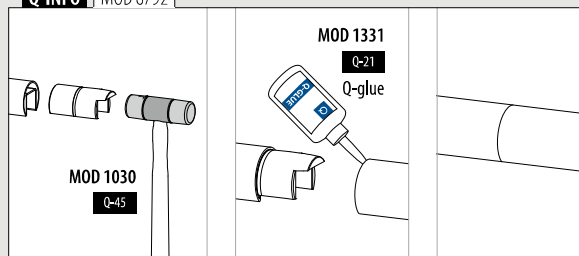
MOD 6790

| 304 Geslepen | | |
|----------------------|-------------|---|
| INDOOR | Voor buis Ø | |
| 136790-042-12 | 42,4 x 1,5 | 2 |
| 136790-048-12 | 48,3 x 1,5 | 2 |
| 136790-060-12 | 60,3 x 1,5 | 2 |
| 316 Geslepen | | |
| OUTDOOR | Voor buis Ø | |
| 146790-042-12 | 42,4 x 1,5 | 2 |
| 146790-048-12 | 48,3 x 1,5 | 2 |
| 316 Gepolijst | | |
| OUTDOOR | Voor buis Ø | |
| 146790-042-10 | 42,4 x 1,5 | 2 |

SELL OUT



Q-INFO | MOD 6792





25–55°

Neergaand



25–55°

Opgaand

MOD 6302**304** Geslepen

| INDOOR | Ø | H | |
|------------------|------------|----|---|
| 136302-042-02-12 | 42,4 x 1,5 | 30 | 2 |
| 136302-048-02-12 | 48,3 x 1,5 | 35 | 2 |
| 136302-060-02-12 | 60,3 x 1,5 | 40 | 2 |

SELL
OUT**316** Geslepen

| OUTDOOR | Ø | H | |
|------------------|------------|----|---|
| 146302-042-02-12 | 42,4 x 1,5 | 30 | 2 |
| 146302-048-02-12 | 48,3 x 1,5 | 35 | 2 |
| 146302-060-02-12 | 60,3 x 1,5 | 40 | 2 |

316 Gepolijst

| OUTDOOR | Ø | H | |
|------------------|------------|----|---|
| 146302-042-02-10 | 42,4 x 1,5 | 30 | 2 |

**MOD 6302****304** Geslepen

| INDOOR | Ø | H | |
|------------------|------------|----|---|
| 136302-042-01-12 | 42,4 x 1,5 | 30 | 2 |
| 136302-048-01-12 | 48,3 x 1,5 | 35 | 2 |
| 136302-060-01-12 | 60,3 x 1,5 | 40 | 2 |

SELL
OUT**316** Geslepen

| OUTDOOR | Ø | H | |
|------------------|------------|----|---|
| 146302-042-01-12 | 42,4 x 1,5 | 30 | 2 |
| 146302-048-01-12 | 48,3 x 1,5 | 35 | 2 |
| 146302-060-01-12 | 60,3 x 1,5 | 40 | 2 |

316 Gepolijst

| OUTDOOR | Ø | H | |
|------------------|------------|----|---|
| 146302-042-01-10 | 42,4 x 1,5 | 30 | 2 |



+40° / -95°

Horizontaal

MOD 6312**304** Geslepen

| INDOOR | Ø | H | |
|---------------|------------|----|---|
| 136312-042-12 | 42,4 x 1,5 | 27 | 2 |
| 136312-048-12 | 48,3 x 1,5 | 30 | 2 |

316 Geslepen

| OUTDOOR | Ø | H | |
|---------------|------------|----|---|
| 146312-042-12 | 42,4 x 1,5 | 27 | 2 |
| 146312-048-12 | 48,3 x 1,5 | 30 | 2 |

NEW

**Q-INFO** 316

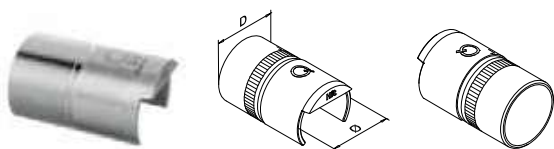
Gepolijst

Geslepen

SELL
OUT

Uitsluitend zo lang de voorraad strekt.

U-profiel/buisverbinder



MOD 5793 - EASY HIT®

| 316 | Onbewerkt | | |
|------------|-------------|-------------|---|
| OUTDOOR | Voor buis D | Voor buis Ø | |
| 145793-042 | 42,4 x 2,0 | 42,4 x 1,5 | 2 |
| 145793-048 | 48,3 x 2,0 | 48,3 x 1,5 | 2 |



International Design Model Protection

Afsluitbogen



MOD 6738

| 304 | Geslepen | | |
|---------------|-------------|----|---|
| INDOOR | Voor buis Ø | L | |
| 136738-042-12 | 42,4 x 1,5 | 60 | 2 |
| 136738-048-12 | 48,3 x 1,5 | 65 | 2 |

| 316 | Geslepen | | |
|---------------|-------------|----|---|
| OUTDOOR | Voor buis Ø | L | |
| 146738-042-12 | 42,4 x 1,5 | 60 | 2 |



International Design Model Protection

Eindkappen



MOD 6732

| 304 | Geslepen | | |
|---------------|-------------|--|---|
| INDOOR | Voor buis Ø | | |
| 136732-042-12 | 42,4 x 1,5 | | 2 |
| 136732-048-12 | 48,3 x 1,5 | | 2 |
| 136732-060-12 | 60,3 x 1,5 | | 2 |

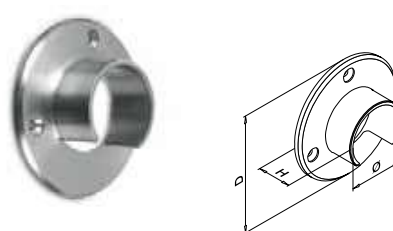
SELL OUT

| 316 | Geslepen | | |
|---------------|-------------|--|---|
| OUTDOOR | Voor buis Ø | | |
| 146732-042-12 | 42,4 x 1,5 | | 2 |
| 146732-048-12 | 48,3 x 1,5 | | 2 |
| 146732-060-12 | 60,3 x 1,5 | | 2 |

| 316 | Gepolijst | | |
|---------------|-------------|--|---|
| OUTDOOR | Voor buis Ø | | |
| 146732-042-10 | 42,4 x 1,5 | | 2 |



Muurflenzen



MOD 6505

| 304 | Geslepen | | | | | |
|---------------|----------|-----|----|------|-----|---|
| INDOOR | Voor Ø | D | H | | | |
| 136505-042-12 | 42,4 | 90 | 30 | QS-5 | 473 | 2 |
| 136505-048-12 | 48,3 | 95 | 35 | QS-5 | 473 | 2 |
| 136505-060-12 | 60,3 | 107 | 35 | QS-5 | 473 | 2 |

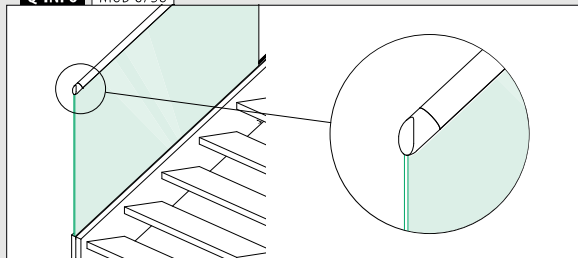
SELL OUT

| 316 | Geslepen | | | | | |
|---------------|----------|-----|----|------|-----|---|
| OUTDOOR | Voor Ø | D | H | | | |
| 146505-042-12 | 42,4 | 90 | 30 | QS-6 | 473 | 2 |
| 146505-048-12 | 48,3 | 95 | 35 | QS-6 | 473 | 2 |
| 146505-060-12 | 60,3 | 107 | 35 | QS-6 | 473 | 2 |

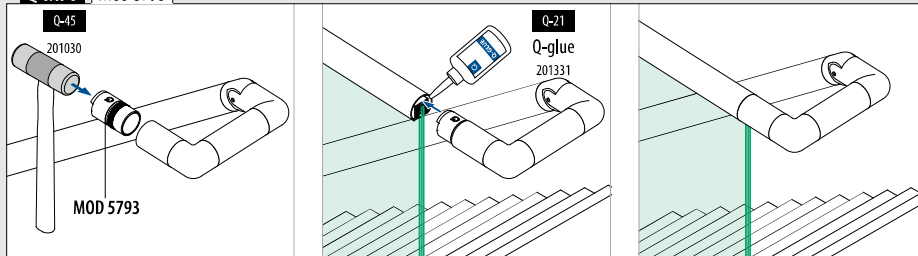
| 316 | Gepolijst | | | | | |
|---------------|-----------|----|----|------|-----|---|
| OUTDOOR | Voor Ø | D | H | | | |
| 146505-042-10 | 42,4 | 90 | 30 | QS-6 | 473 | 2 |



Q-INFO | MOD 6738

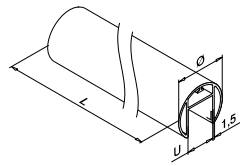



Q-INFO | MOD 5793



Glaslijsten/handrailingen

U-profielbuis



MOD 6920

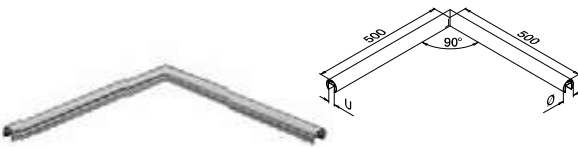
| Aluminium | Onbewerkt | U | Ø | |
|------------------|--------------------------|----|------|---------|
| 166920-042-50-00 | | 24 | 42,4 | L = 5 m |
| Aluminium | Geborsteld, geanodiseerd | | | |
| OUTDOOR | | | | |
| 166920-042-50-18 | | 24 | 42,4 | L = 5 m |



International Design Model Protection

Glaslijsten/handrailingen

Hoeken



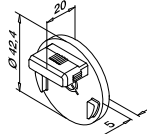
MOD 6320

| Aluminium | Onbewerkt | U | Ø | |
|---------------|--------------------------|----|------------|---|
| 166320-042-00 | | 24 | 42,4 x 1,5 | 1 |
| Aluminium | Geborsteld, geanodiseerd | | | |
| OUTDOOR | | | | |
| 166320-042-18 | | 24 | 42,4 x 1,5 | 1 |

International Design Model Protection

Glaslijsten/handrailingen

Eindkappen



MOD 6732 - EASY HIT®

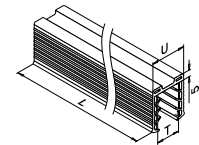
| Aluminium | Onbewerkt | Voor Ø | |
|---------------|--------------------------|------------|---|
| 166732-042-00 | | 42,4 x 1,5 | 2 |
| Aluminium | Geborsteld, geanodiseerd | | |
| OUTDOOR | | | |
| 166732-042-18 | | 42,4 x 1,5 | 2 |



International Design Model Protection

Glaslijsten/handrailingen

Rubbers



MOD 5124

Toebehoren

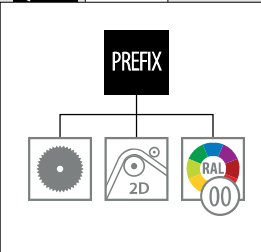
U = 24 mm

| Voor monolithisch glas | T | |
|------------------------|--------|----------|
| 205124-050-08 | 8 - 10 | L = 5 m |
| 205124-050-11 | 12 | L = 5 m |
| 205124-050-15 | 15 | L = 5 m |
| 205124-050-19 | 19 | L = 5 m |
| 205124-250-08 | 8 - 10 | L = 25 m |
| 205124-250-11 | 12 | L = 25 m |
| 205124-250-15 | 15 | L = 25 m |
| 205124-250-19 | 19 | L = 25 m |

Voor gelaagd glas

| | | |
|-------------------|---------------|----------|
| 205124-050-08 | 8,76 - 10,76 | L = 5 m |
| 205124-050-11 | 11,52 - 13,52 | L = 5 m |
| 205124-050-17 | 16,76 - 17,52 | L = 5 m |
| NEW 205124-050-92 | 20,76 - 21,52 | L = 5 m |
| 205124-250-08 | 8,76 - 10,76 | L = 25 m |
| 205124-250-11 | 11,52 - 13,52 | L = 25 m |
| 205124-250-17 | 16,76 - 17,52 | L = 25 m |
| NEW 205124-250-92 | 20,76 - 21,52 | L = 25 m |

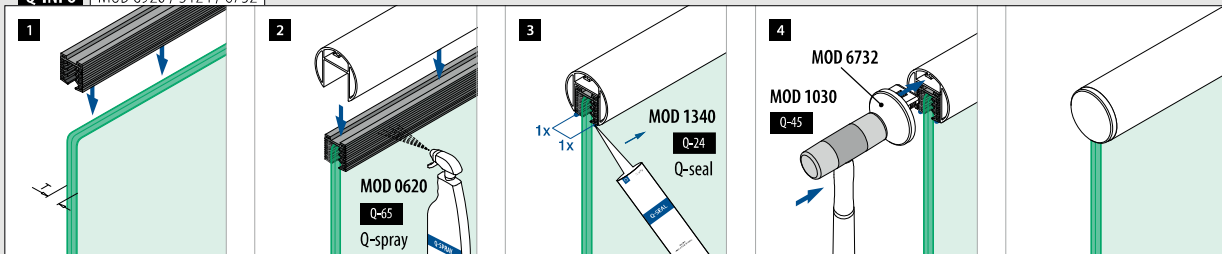
Q-INFO MOD 6920



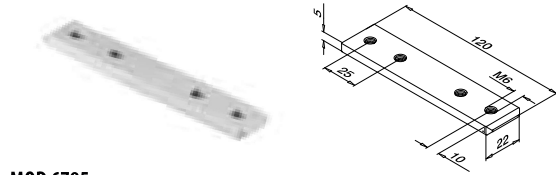
Q-INFO Aluminium



Q-INFO MOD 6920 / 5124 / 6732

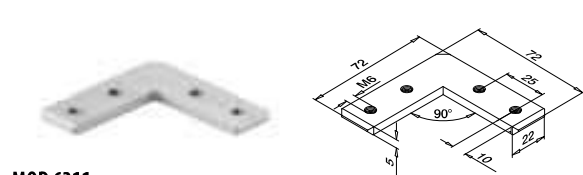


Verbinders



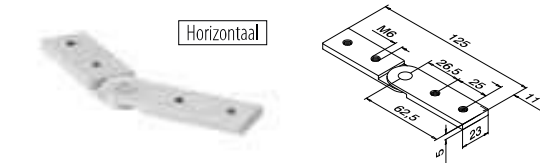
MOD 6795

Aluminium Onbewerkt
 166795-339 QS-261 474 2




MOD 6311

Aluminium Onbewerkt
 166311-339 QS-261 474 2



MOD 6797

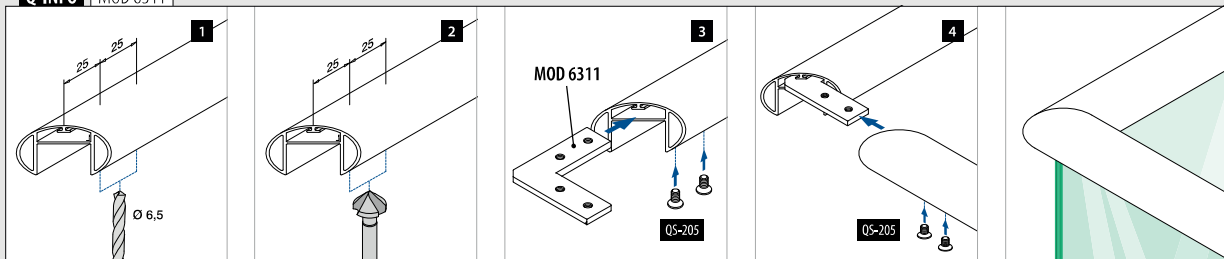
Aluminium Onbewerkt
 166797 QS-261 474 2



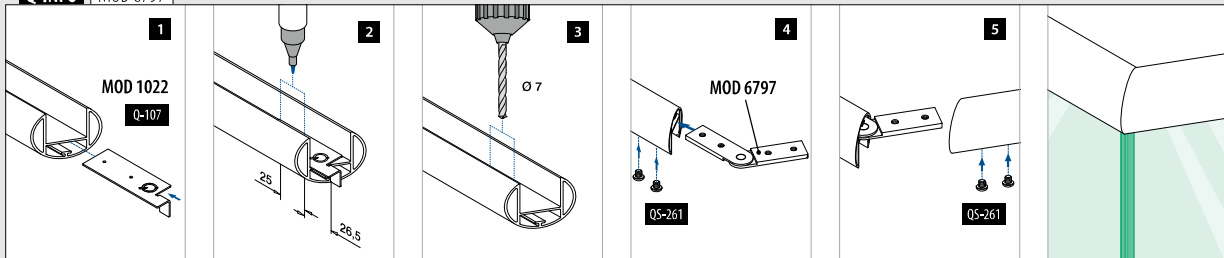
MOD 6798

Aluminium Onbewerkt
 166798 QS-261 474 2

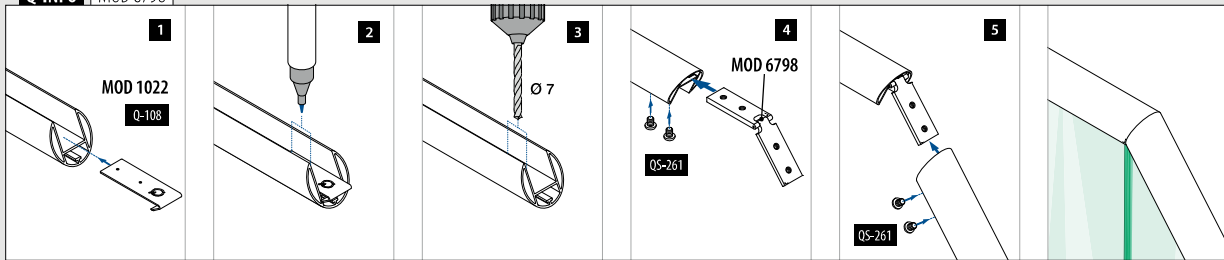
Q-INFO | MOD 6311



Q-INFO | MOD 6797



Q-INFO | MOD 6798



Q-INFO | MOD 6798

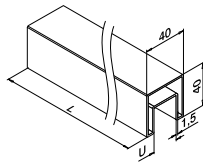
| Opgaand | | | | | | | | | | |
|----------------------|------|------|------|------|------|------|------|------|------|------|
| Zaaghoek | 45° | 40° | 35° | 30° | 25° | 20° | 15° | 10° | 5° | 0° |
| Buitenhoek | 90° | 100° | 110° | 120° | 130° | 140° | 150° | 160° | 170° | 180° |
| Afstand tot hoek (x) | 30,5 | 30,0 | 29,5 | 29,0 | 28,5 | 28,0 | 27,5 | 27,0 | 27,0 | 26,5 |

| Neergaand | | | | | | | | | | |
|----------------------|------|------|------|------|------|------|------|------|------|------|
| Zaaghoek | 0° | 5° | 10° | 15° | 20° | 25° | 30° | 35° | 40° | 45° |
| Binnenhoek | 180° | 170° | 160° | 150° | 140° | 130° | 120° | 110° | 100° | 90° |
| Afstand tot hoek (x) | 26,5 | 26,5 | 26,0 | 26,0 | 25,5 | 25,5 | 25,0 | 24,5 | 24,5 | 24,0 |

Glaslijsten/handrailingen

U-profielbuis

Vierkant □



MOD 6924

304 Geslepen

INDOOR

| U | □ | ⊞ |
|------------------|----|-------------------|
| 136924-040-25-12 | 24 | 40 x 40 L = 2,5 m |
| 136924-040-50-12 | 24 | 40 x 40 L = 5 m |

316 Geslepen

OUTDOOR

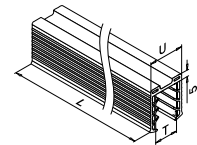
| | | |
|------------------|----|-------------------|
| 146924-040-25-12 | 24 | 40 x 40 L = 2,5 m |
| 146924-040-50-12 | 24 | 40 x 40 L = 5 m |

PREFIX



Glaslijsten/handrailingen

Rubbers



MOD 5124

Toebehoren

U = 24 mm

| Voor monolithisch glas | T | ⊞ |
|------------------------|--------|---------|
| 205124-050-08 | 8 - 10 | L = 5 m |
| 205124-050-11 | 12 | L = 5 m |
| 205124-050-15 | 15 | L = 5 m |
| 205124-050-19 | 19 | L = 5 m |

| | | |
|---------------|--------|----------|
| 205124-250-08 | 8 - 10 | L = 25 m |
| 205124-250-11 | 12 | L = 25 m |
| 205124-250-15 | 15 | L = 25 m |
| 205124-250-19 | 19 | L = 25 m |

Voor gelaagd glas

| | | |
|--------------------------|---------------|---------|
| 205124-050-08 | 8,76 - 10,76 | L = 5 m |
| 205124-050-11 | 11,52 - 13,52 | L = 5 m |
| 205124-050-17 | 16,76 - 17,52 | L = 5 m |
| NEW 205124-050-92 | 20,76 - 21,52 | L = 5 m |

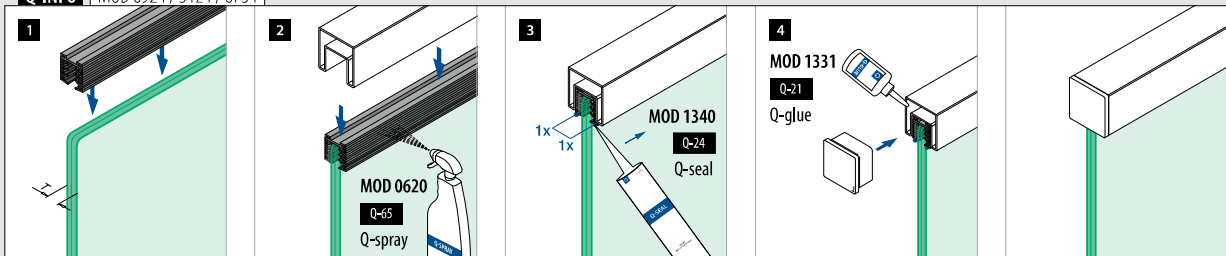
| | | |
|--------------------------|---------------|----------|
| 205124-250-08 | 8,76 - 10,76 | L = 25 m |
| 205124-250-11 | 11,52 - 13,52 | L = 25 m |
| 205124-250-17 | 16,76 - 17,52 | L = 25 m |
| NEW 205124-250-92 | 20,76 - 21,52 | L = 25 m |


Q-INFO | MOD 6924

PREFIX





Q-INFO | MOD 6924 / 5124 / 6734







MOD 6343

| 304 Geslepen | | | |
|---------------|--------------------------|---|---|
| INDOOR | <input type="checkbox"/> |  | |
| 136343-040-12 | 40 x 40 | | 2 |
| 316 Geslepen | | | |
| OUTDOOR | <input type="checkbox"/> |  | |
| 146343-040-12 | 40 x 40 | | 2 |





MOD 6794

| 304 Geslepen | | | |
|---------------|--------------------------|---|---|
| INDOOR | <input type="checkbox"/> |  | |
| 136794-040-12 | 40 x 40 | | 2 |
| 316 Geslepen | | | |
| OUTDOOR | <input type="checkbox"/> |  | |
| 146794-040-12 | 40 x 40 | | 2 |






MOD 6342

| 304 Geslepen | | | |
|------------------|--------------------------|---|---|
| INDOOR | <input type="checkbox"/> | H |  |
| 136342-040-02-12 | 40 x 40 | 30 | 2 |
| 316 Geslepen | | | |
| OUTDOOR | <input type="checkbox"/> |  | |
| 146342-040-02-12 | 40 x 40 | 30 | 2 |





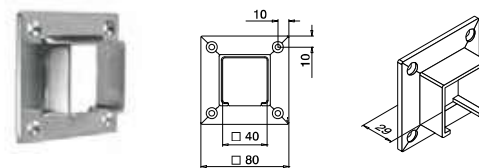
MOD 6342

| 304 Geslepen | | | |
|------------------|--------------------------|---|---|
| INDOOR | <input type="checkbox"/> | H |  |
| 136342-040-01-12 | 40 x 40 | 30 | 2 |
| 316 Geslepen | | | |
| OUTDOOR | <input type="checkbox"/> |  | |
| 146342-040-01-12 | 40 x 40 | 30 | 2 |







MOD 6734

| 304 Geslepen | | | |
|---------------|--------------------------|---|---|
| INDOOR | <input type="checkbox"/> |  | |
| 136734-040-12 | 40 x 40 | | 2 |
| 316 Geslepen | | | |
| OUTDOOR | <input type="checkbox"/> |  | |
| 146734-040-12 | 40 x 40 | | 2 |



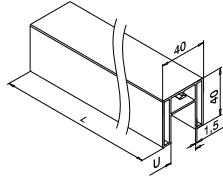

MOD 6545

| 304 Geslepen | | | |
|---------------|--------------------------|---|---|
| INDOOR | <input type="checkbox"/> |  |  |
| 136545-040-12 | 40 x 40 | QS-7 | 473 |
| 316 Geslepen | | | |
| OUTDOOR | <input type="checkbox"/> |  |  |
| 146545-040-12 | 40 x 40 | QS-50 | 473 |



Glaslijsten/handrailingen

U-profielbuis

Vierkant 

MOD 6924

Aluminium Onbewerkt

| | U | <input type="checkbox"/> | <input type="checkbox"/> |
|------------------|----|--------------------------|--------------------------|
| 166924-040-50-00 | 24 | 40 x 40 | L = 5 m |

Aluminium Geborsteld, geanodiseerd

OUTDOOR

| | | | |
|------------------|----|---------|---------|
| 166924-040-50-18 | 24 | 40 x 40 | L = 5 m |
|------------------|----|---------|---------|

Aluminium Black Line

OUTDOOR

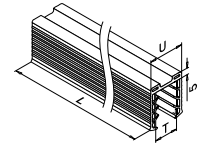
| | | | |
|-----------------------------|----|---------|---------|
| NEW 166924-040-50-82 | 24 | 40 x 40 | L = 5 m |
|-----------------------------|----|---------|---------|



International Design Model Protection

Glaslijsten/handrailingen

Rubbers



MOD 5124

Toebehoren

U = 24 mm

Voor monolithisch glas

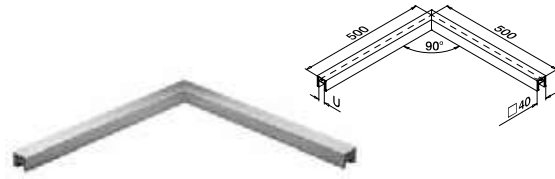
| | T | <input type="checkbox"/> |
|---------------|--------|--------------------------|
| 205124-050-08 | 8 - 10 | L = 5 m |
| 205124-050-11 | 12 | L = 5 m |
| 205124-050-15 | 15 | L = 5 m |
| 205124-050-19 | 19 | L = 5 m |

Voor gelaagd glas

| | | |
|--------------------------|---------------|---------|
| 205124-050-08 | 8,76 - 10,76 | L = 5 m |
| 205124-050-11 | 11,52 - 13,52 | L = 5 m |
| 205124-050-17 | 16,76 - 17,52 | L = 5 m |
| NEW 205124-050-92 | 20,76 - 21,52 | L = 5 m |

Glaslijsten/handrailingen

Hoeken

Vierkant 

MOD 6324

Aluminium Geborsteld, geanodiseerd

OUTDOOR

| | U | <input type="checkbox"/> | <input type="checkbox"/> |
|---------------|----|--------------------------|--------------------------|
| 166324-040-18 | 24 | 40 x 40 x 1,5 | 1 |

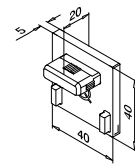
Aluminium Black Line

OUTDOOR

| | | | |
|--------------------------|----|---------------|---|
| NEW 166324-040-82 | 24 | 40 x 40 x 1,5 | 1 |
|--------------------------|----|---------------|---|

Glaslijsten/handrailingen

Eindkappen

Vierkant 

MOD 6734 - EASY HIT®

Aluminium Onbewerkt

| | <input type="checkbox"/> | <input type="checkbox"/> |
|---------------|--------------------------|--------------------------|
| 166734-040-00 | 40 x 40 | 2 |

Aluminium Geborsteld, geanodiseerd

OUTDOOR

| | | |
|---------------|---------|---|
| 166734-040-18 | 40 x 40 | 2 |
|---------------|---------|---|

Aluminium Black Line

OUTDOOR

| | | |
|--------------------------|---------|---|
| NEW 166734-040-82 | 40 x 40 | 2 |
|--------------------------|---------|---|



International Design Model Protection

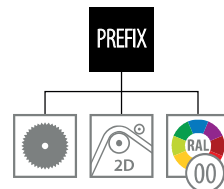
Q-INFO Aluminium



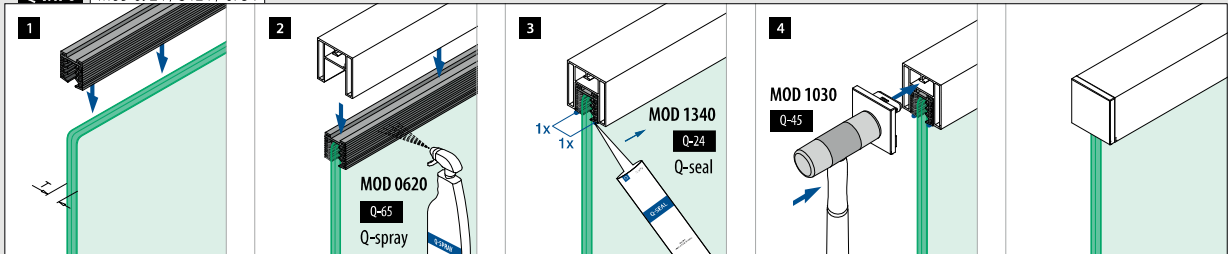
Onbewerkt

Geborsteld,
geanodiseerdZwart, mat,
structuur

Q-INFO MOD 6924



Q-INFO MOD 6924 / 5124 / 6734



Verbinders

MOD 6795

Aluminium Onbewerkt



166795-339 QS-261 474 2

MOD 6311

Aluminium Onbewerkt



166311-339 QS-261 474 2

MOD 6797

Aluminium Onbewerkt

Horizontaal



166797 QS-261 474 2

MOD 6798

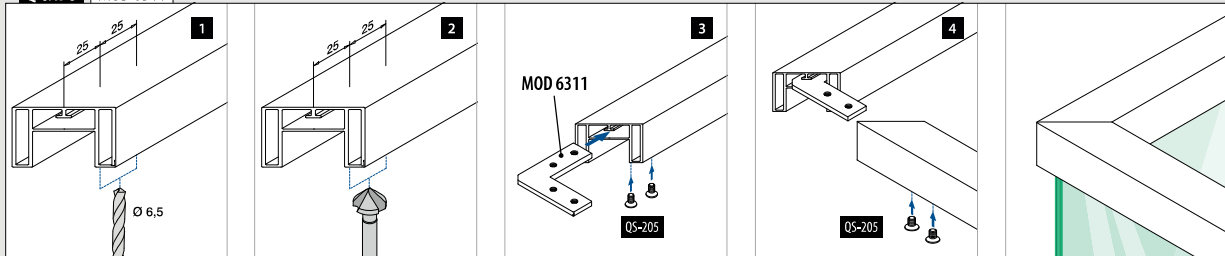
Aluminium Onbewerkt

Verticaal

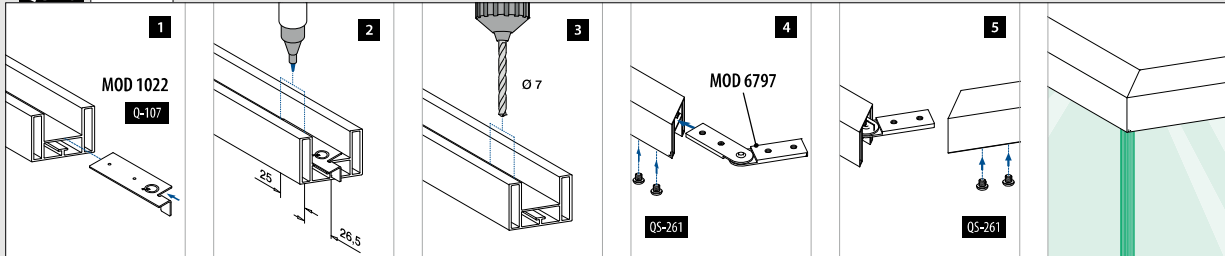


166798 QS-261 474 2

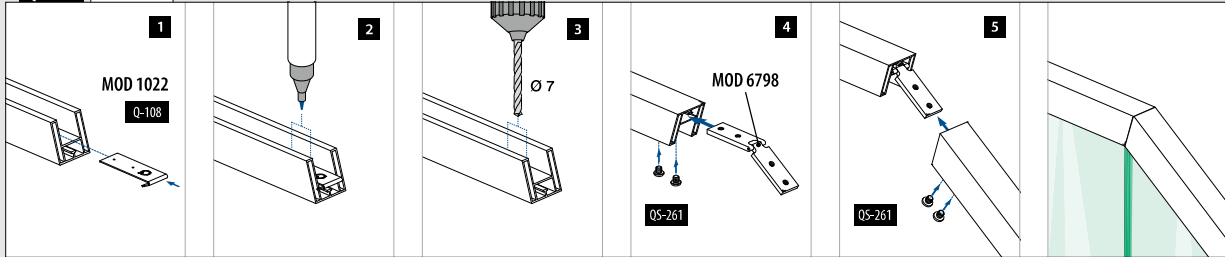
Q-INFO | MOD 6311



Q-INFO | MOD 6797



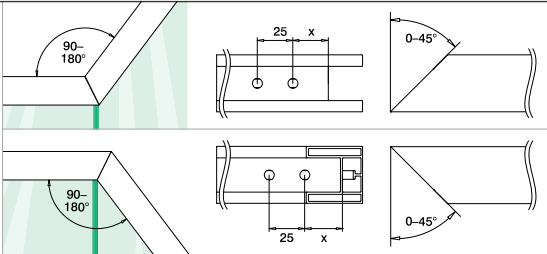
Q-INFO | MOD 6798



Q-INFO | MOD 6798

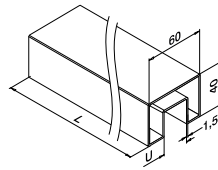
| Opgaand | | | | | | | | | | |
|----------------------|------|------|------|------|------|------|------|------|------|------|
| Zaaghoek | 45° | 40° | 35° | 30° | 25° | 20° | 15° | 10° | 5° | 0° |
| Buitenhoek | 90° | 100° | 110° | 120° | 130° | 140° | 150° | 160° | 170° | 180° |
| Afstand tot hoek (x) | 30,5 | 30,0 | 29,5 | 29,0 | 28,5 | 28,0 | 27,5 | 27,0 | 27,0 | 26,5 |

| Neergaand | | | | | | | | | | |
|----------------------|------|------|------|------|------|------|------|------|------|------|
| Zaaghoek | 0° | 5° | 10° | 15° | 20° | 25° | 30° | 35° | 40° | 45° |
| Binnenhoek | 180° | 170° | 160° | 150° | 140° | 130° | 120° | 110° | 100° | 90° |
| Afstand tot hoek (x) | 26,5 | 26,5 | 26,0 | 26,0 | 25,5 | 25,5 | 25,0 | 24,5 | 24,5 | 24,0 |



Glaslijsten/handrailingen

U-profielbuis

Rechthoekig **MOD 6924****304** Geslepen**INDOOR****U**

136924-640-50-12 24 60 x 40 L = 5 m

316 Geslepen**OUTDOOR****U**

60 x 40

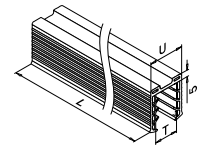
L = 5 m

146924-640-50-12 24 60 x 40 L = 5 m

PREFIX

Glaslijsten/handrailingen

Rubbers

**MOD 5124****Toebehoren**

U = 24 mm

Voor monolithisch glas

T

205124-050-08 8 - 10 L = 5 m

205124-050-11 12 L = 5 m

205124-050-15 15 L = 5 m

205124-050-19 19 L = 5 m

205124-250-08 8 - 10 L = 25 m

205124-250-11 12 L = 25 m

205124-250-15 15 L = 25 m

205124-250-19 19 L = 25 m

Voor gelaagd glas

205124-050-08 8,76 - 10,76 L = 5 m

205124-050-11 11,52 - 13,52 L = 5 m

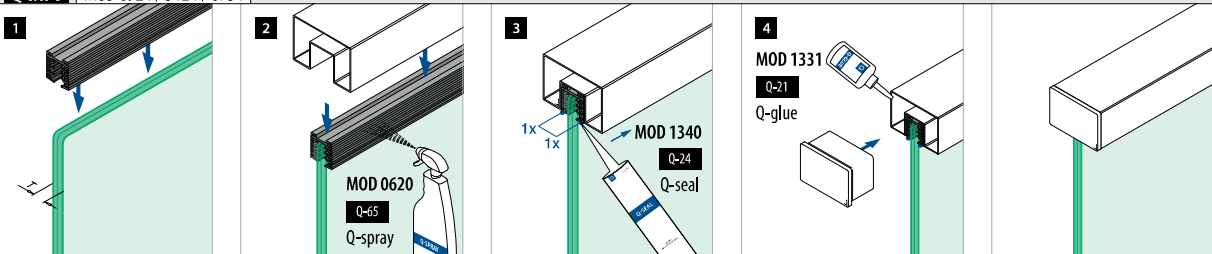
205124-050-17 16,76 - 17,52 L = 5 m

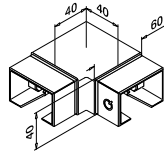
NEW 205124-050-92 20,76 - 21,52 L = 5 m

205124-250-08 8,76 - 10,76 L = 25 m

205124-250-11 11,52 - 13,52 L = 25 m

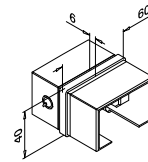
205124-250-17 16,76 - 17,52 L = 25 m

NEW 205124-250-92 20,76 - 21,52 L = 25 m**Q-INFO** | MOD 6924**PREFIX****Q-INFO** | MOD 6924 / 5124 / 6734



MOD 6343

| 304 | | Geslepen | |
|------------------------|-------------------------------|----------|---|
| INDOOR | Voor <input type="checkbox"/> | | |
| SELL OUT 136343-640-12 | 60 x 40 | | 2 |
| 316 | | Geslepen | |
| OUTDOOR | | | |
| 146343-640-12 | 60 x 40 | | 2 |

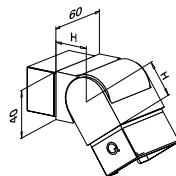


MOD 6794

| 304 | | Geslepen | |
|------------------------|-------------------------------|----------|---|
| INDOOR | Voor <input type="checkbox"/> | | |
| SELL OUT 136794-640-12 | 60 x 40 | | 2 |
| 316 | | Geslepen | |
| OUTDOOR | | | |
| 146794-640-12 | 60 x 40 | | 2 |



25–55°
Neergaand

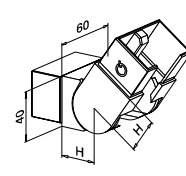


MOD 6342

| 304 | | Geslepen | |
|---------------------------|-------------------------------|----------|---|
| INDOOR | Voor <input type="checkbox"/> | H | |
| SELL OUT 136342-640-02-12 | 60 x 40 | 30 | 2 |
| 316 | | Geslepen | |
| OUTDOOR | | | |
| 146342-640-02-12 | 60 x 40 | 30 | 2 |

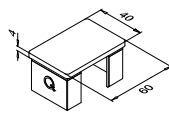


25–55°
Opgaand



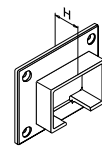
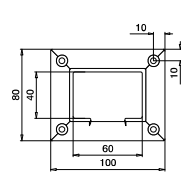
MOD 6342

| 304 | | Geslepen | |
|---------------------------|-------------------------------|----------|---|
| INDOOR | Voor <input type="checkbox"/> | H | |
| SELL OUT 136342-640-01-12 | 60 x 40 | 30 | 2 |
| 316 | | Geslepen | |
| OUTDOOR | | | |
| 146342-640-01-12 | 60 x 40 | 30 | 2 |



MOD 6734

| 304 | | Geslepen | |
|------------------------|-------------------------------|----------|---|
| INDOOR | Voor <input type="checkbox"/> | | |
| SELL OUT 136734-640-12 | 60 x 40 | | 2 |
| 316 | | Geslepen | |
| OUTDOOR | | | |
| 146734-640-12 | 60 x 40 | | 2 |





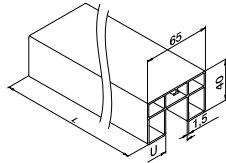


MOD 6545

| 304 | | Geslepen | |
|------------------------|-------------------------------|----------|---------------|
| INDOOR | Voor <input type="checkbox"/> | H | |
| SELL OUT 136545-640-12 | 60 x 40 | 29 | QS-7 473 2 |
| 316 | | Geslepen | |
| OUTDOOR | | | |
| 146545-640-12 | 60 x 40 | 29 | QS-50 473 2 |



Glaslijsten/handrailingen

U-profielbuis

Rechthoekig 166924-654-50- **MOD 6924****Aluminium** Onbewerkt

| | U |  |  |
|------------------|----|---|---|
| 166924-654-50-00 | 24 | 65 x 40 | L = 5 m |

Aluminium Mat zilver effect**OUTDOOR**

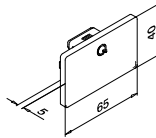
| SELL OUT | | U |  |  |
|----------|------------------|----|---|---|
| | 166924-654-50-08 | 24 | 65 x 40 | L = 5 m |



International Design Model Protection



Glaslijsten/handrailingen

Eindkappen

Rechthoekig **MOD 6734 - EASY HIT®****Aluminium** Onbewerkt

| | Voor  |  |
|---------------|---|--|
| 166734-654-00 | 65 x 40 | 2 |

Aluminium Mat zilver effect**OUTDOOR**

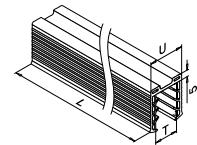
| SELL OUT | | U |  |  |
|----------|---------------|---------|---|---|
| | 166734-654-08 | 65 x 40 | | 2 |



International Design Model Protection


Glaslijsten/handrailingen

Rubbers

**MOD 5124****Toebehoren**

U = 24 mm

Voor monolithisch glas

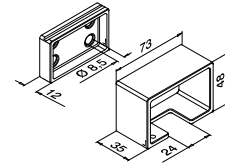
| | T |  |
|---------------|--------|---|
| 205124-050-08 | 8 - 10 | L = 5 m |
| 205124-050-11 | 12 | L = 5 m |
| 205124-050-15 | 15 | L = 5 m |
| 205124-050-19 | 19 | L = 5 m |

Voor gelaagd glas

| | | L = 5 m |
|-------------------|---------------|---------|
| 205124-050-08 | 8,76 - 10,76 | L = 5 m |
| 205124-050-11 | 11,52 - 13,52 | L = 5 m |
| 205124-050-17 | 16,76 - 17,52 | L = 5 m |
| NEW 205124-050-92 | 20,76 - 21,52 | L = 5 m |

Glaslijsten/handrailingen

Muurfijnen

Rechthoekig **MOD 6545****Aluminium** Onbewerkt

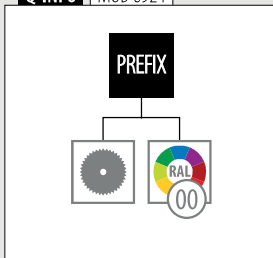
| | Voor  |  |
|---------------|--|---|
| 166545-654-00 | 65 x 40 | QS-55  472 / QS-20  474 |



International Design Model Protection

 Uitsluitend zo lang de voorraad strekt.

Q-INFO | MOD 6924



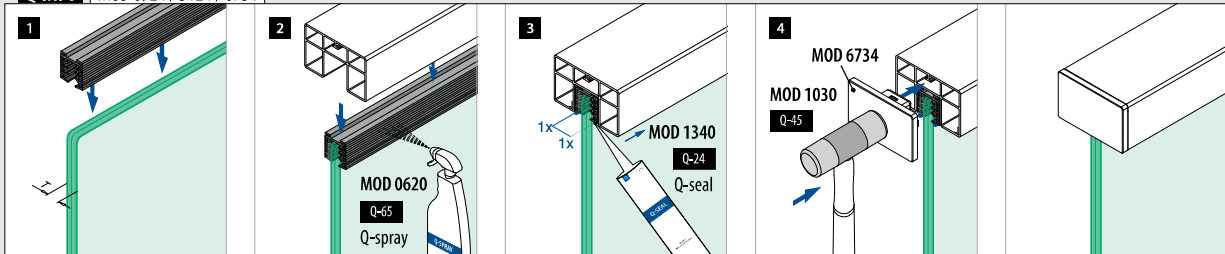
Q-INFO | Aluminium



Q-INFO | MOD 6924



Q-INFO | MOD 6924 / 5124 / 6734



Verbinders

MOD 6795

Aluminium Onbewerkt

166795-339 QS-261 474 2

MOD 6311

Aluminium Onbewerkt

166311-339 QS-261 474 2

MOD 6797

Aluminium Onbewerkt

Horizontaal

166797 QS-261 474 2

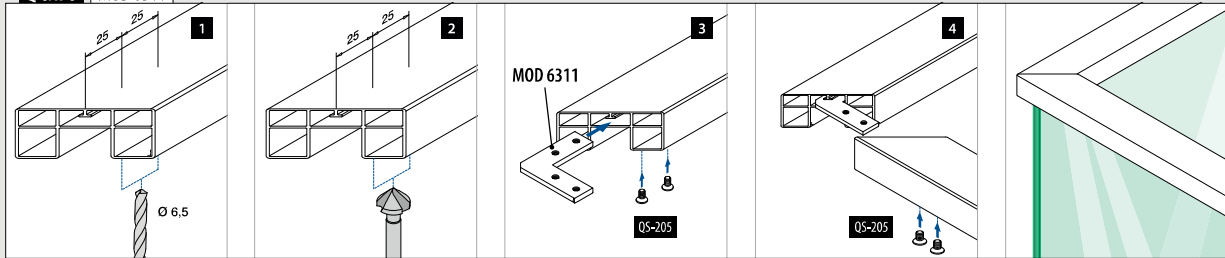
MOD 6798

Aluminium Onbewerkt

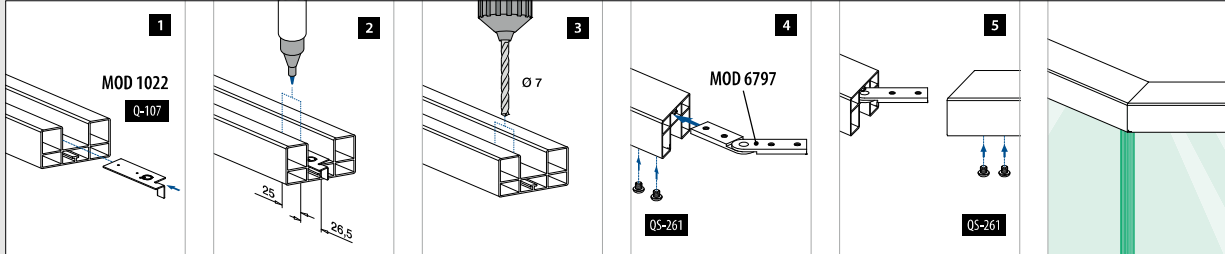
Verticaal

166798 QS-261 474 2

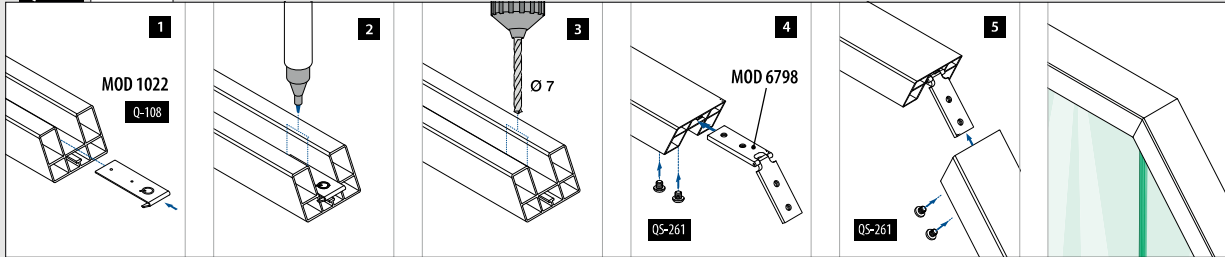
Q-INFO MOD 6311



Q-INFO MOD 6797



Q-INFO MOD 6798



Q-INFO MOD 6798

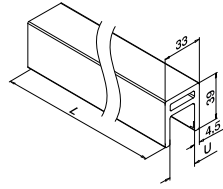
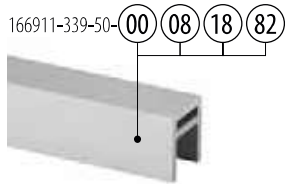
| Opgaand | | | | | | | | | | |
|----------------------|------|------|------|------|------|------|------|------|------|------|
| Zaaghoek | 45° | 40° | 35° | 30° | 25° | 20° | 15° | 10° | 5° | 0° |
| Buitenhoek | 90° | 100° | 110° | 120° | 130° | 140° | 150° | 160° | 170° | 180° |
| Afstand tot hoek (x) | 30,5 | 30,0 | 29,5 | 29,0 | 28,5 | 28,0 | 27,5 | 27,0 | 27,0 | 26,5 |

| Neergaand | | | | | | | | | | |
|----------------------|------|------|------|------|------|------|------|------|------|------|
| Zaaghoek | 0° | 5° | 10° | 15° | 20° | 25° | 30° | 35° | 40° | 45° |
| Binnenhoek | 180° | 170° | 160° | 150° | 140° | 130° | 120° | 110° | 100° | 90° |
| Afstand tot hoek (x) | 26,5 | 26,5 | 26,0 | 26,0 | 25,5 | 25,5 | 25,0 | 24,5 | 24,5 | 24,0 |

Glaslijsten/handrailingen

U-profielbuis

HYBRID 33x39

**MOD 6911****Aluminium** Onbewerkt

| | U | |
|------------------|----|---------|
| 166911-339-50-00 | 24 | L = 5 m |

Aluminium Mat zilver effect**OUTDOOR**

| | | |
|----------------------------------|----|---------|
| SELL OUT 166911-339-50-08 | 24 | L = 5 m |
|----------------------------------|----|---------|

Aluminium Geborsteld, geanodiseerd**OUTDOOR**

| | | |
|-----------------------------|----|---------|
| NEW 166911-339-50-18 | 24 | L = 5 m |
|-----------------------------|----|---------|

Aluminium Black Line**OUTDOOR**

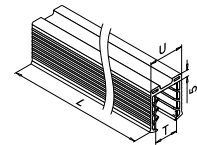
| | | |
|-----------------------------|----|---------|
| NEW 166911-339-50-82 | 24 | L = 5 m |
|-----------------------------|----|---------|

PREFIX

International Design Model Protection

Glaslijsten/handrailingen

Rubbers

**MOD 5124****Toebehoren**

U = 24 mm

Voor monolithisch glas

| | T | |
|---------------|--------|---------|
| 205124-050-08 | 8 - 10 | L = 5 m |

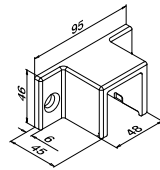
Voor gelaagd glas

| | | |
|---------------|---------------|---------|
| 205124-050-08 | 8,76 - 10,76 | L = 5 m |
| 205124-050-11 | 11,52 - 13,52 | L = 5 m |

Glaslijsten/handrailingen

Muurflenzen

HYBRID 33x39

**MOD 6515****316** Geslepen

| OUTDOOR | | |
|----------------|------------|---|
| 146515-339-12 | QS-214 470 | 2 |

316 Black Line

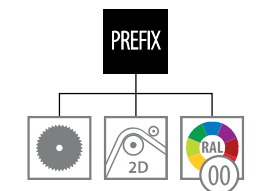
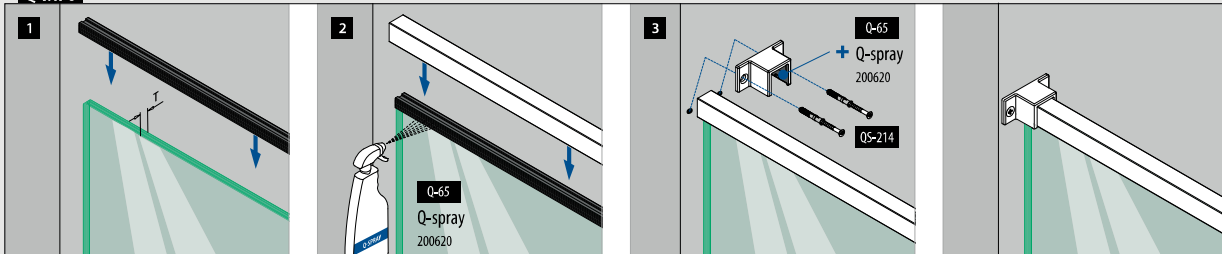
| | | |
|----------------|------------|---|
| OUTDOOR | | |
| 146515-339-82 | QS-214 470 | 2 |

NEW**Q-INFO** Aluminium

| | | | |
|------------------------|--------------------------------|---------------------------------------|---|
| 00 Onbewerkt | 08 Mat zilver effect | 18 Geborsteld, geanodiseerd | 82 RAL 9005 Zwart, mat, structuur Gepoedercoat |
|------------------------|--------------------------------|---------------------------------------|---|

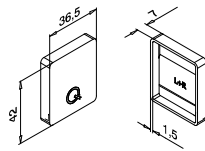
Q-INFO 316

| | |
|-----------------------|---|
| 12 Geslepen | 82 RAL 9005 Zwart, mat, structuur Gepoedercoat |
|-----------------------|---|

Q-INFO MOD 6911**Q-INFO**

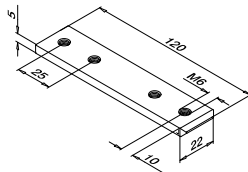



Links / rechts



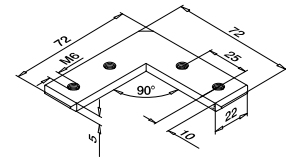
MOD 6913

| | | |
|------------------|--------------------------|---|
| Aluminium | Onbewerkt | |
| 166913-339-00 | | 2 |
| Aluminium | Mat zilver effect | |
| OUTDOOR | | |
| SELL OUT | 166913-339-08 | 2 |
| Aluminium | Geborsteld, geanodiseerd | |
| OUTDOOR | | |
| NEW | 166913-339-18 | 2 |
| Aluminium | Black Line | |
| OUTDOOR | | |
| NEW | 166913-339-82 | 2 |



MOD 6795

| | | | |
|------------------|-----------|-----|---|
| Aluminium | Onbewerkt | | |
| 166795-339 | QS-261 | 474 | 2 |

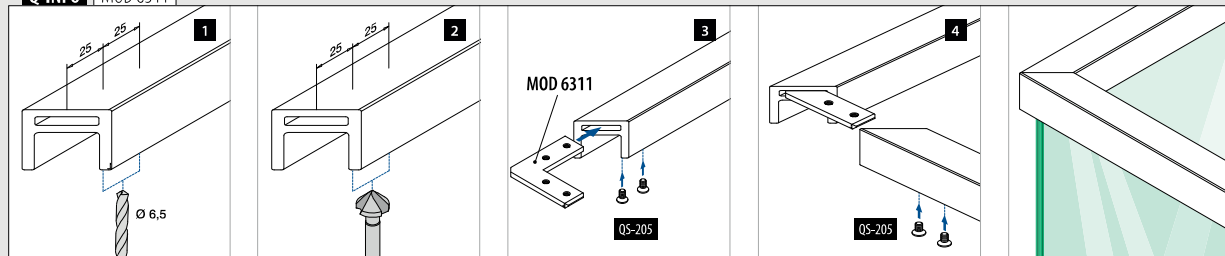


MOD 6311

| | | | |
|------------------|-----------|-----|---|
| Aluminium | Onbewerkt | | |
| 166311-339 | QS-261 | 474 | 2 |

SELL OUT Uitsluitend zo lang de voorraad strekt.


Q-INFO | MOD 6311



Glasrailingbasis

Safety Wedge System (rubber- en keggensets)

Voor vaste glasklemming



MOD 8500

Toebehoren

| Voor monolithisch glas | T | |
|------------------------|----|----------|
| 208500-050-19 | 19 | L = 5 m |
| 208500-050-25 | 25 | L = 5 m |
| 208500-250-19 | 19 | L = 25 m |

Voor gelaagd glas

| | | |
|---------------|-------|----------|
| 208500-050-21 | 20,76 | L = 5 m |
| 208500-050-22 | 21,52 | L = 5 m |
| 208500-050-24 | 24,76 | L = 5 m |
| 208500-050-26 | 25,52 | L = 5 m |
| 208500-050-32 | 31,52 | L = 5 m |
| 208500-250-21 | 20,76 | L = 25 m |
| 208500-250-22 | 21,52 | L = 25 m |
| 208500-250-24 | 24,76 | L = 25 m |
| 208500-250-26 | 25,52 | L = 25 m |
| 208500-250-32 | 31,52 | L = 25 m |

International Design Model Protection

Toebehoren

Easy Glass® Multitool

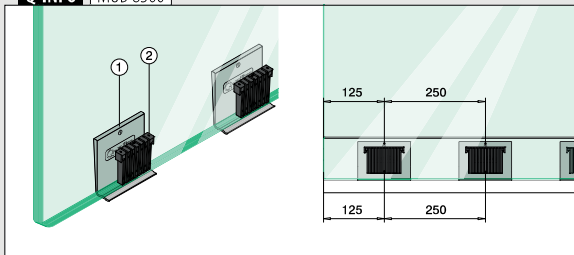


MOD 1001

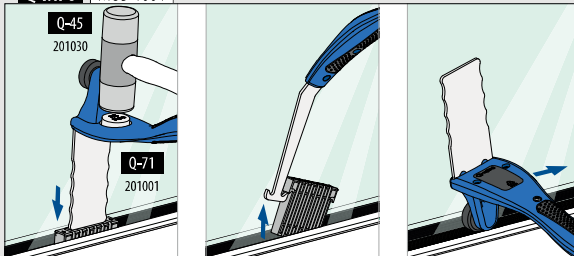
Toebehoren

| | Q | |
|--------|------|---|
| 201001 | Q-71 | 1 |

Q-INFO | MOD 8500



Q-INFO | MOD 1001



Toebehoren

Losse rubbers



MOD 8506

Toebehoren

| | | |
|---------------|--|----------|
| 208506-250-00 | | L = 25 m |
|---------------|--|----------|

NEW



MOD 8506

Toebehoren

| Voor monolithisch glas | T | |
|------------------------|----|----------|
| 208506-250-19 | 19 | L = 25 m |


Voor gelaagd glas

| | | |
|---------------|---------------|----------|
| 208506-250-22 | 20,76 - 21,52 | L = 25 m |
| 208506-250-26 | 24,76 - 25,52 | L = 25 m |
| 208506-250-32 | 31,52 | L = 25 m |

NEW

Glasrailingbasis

Scheidingsrubber



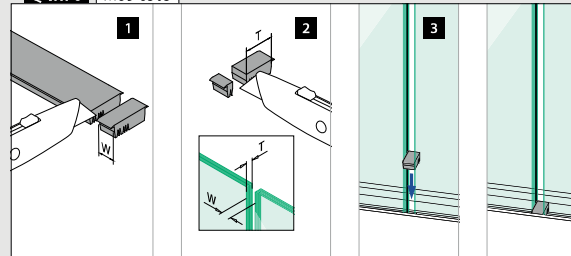
MOD 8505

Toebehoren

| | | |
|------------|--|-----------|
| 208505-025 | | L = 2,5 m |
|------------|--|-----------|



Q-INFO | MOD 8505





Q-GLASS

GLAS VOOR GLASRAILING- SYSTEMEN

Bestel glas tegelijk met de rest van uw glasrailing

Glas op maat

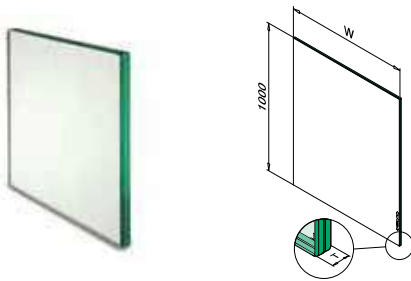
- Van monolithisch tot 31,52 mm gelaagd gehard
- Ook gekleurd glas of SentryGlas®
- Afgeronde hoeken en gepolijste kanten naar wens
- Voorgeboorde gaten naar wens
- Gebogen glas

Glas uit voorraad

- Direct uit voorraad leverbaar
- Gelaagd gehard glas
- 8,76 - 16,76 mm, 10 breedtes en 3 hoogtes
- Facetranden en geslepen en gepolijste kanten
- Afgeronde hoeken

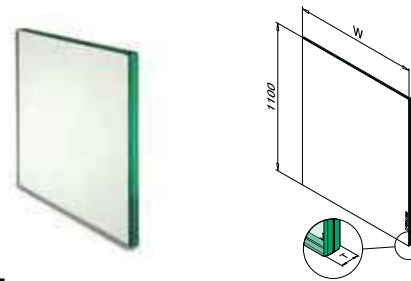
■ CE-keurmerk ■ Hoge kwaliteit ■ Snelle levering ■ Concurrerende, heldere all-in-prijs ■ Makkelijk bestellen

Q-GLASS (Veiligheidsglas)



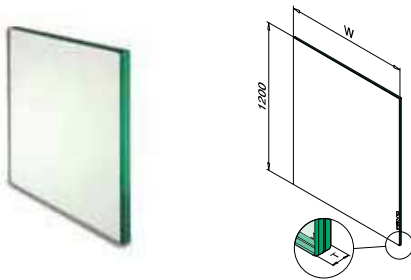
MOD 5017

| Veiligheidsglas | | Gehard/gelaagd | |
|------------------------|------|----------------|--|
| OUTDOOR | W | T | |
| SELL OUT 195017-040-10 | 400 | 16,76 | |
| SELL OUT 195017-050-10 | 500 | 16,76 | |
| SELL OUT 195017-060-10 | 600 | 16,76 | |
| SELL OUT 195017-070-10 | 700 | 16,76 | |
| 195017-080-10 | 800 | 16,76 | |
| 195017-090-10 | 900 | 16,76 | |
| 195017-095-10 | 950 | 16,76 | |
| 195017-100-10 | 1000 | 16,76 | |
| 195017-100-11 | 1100 | 16,76 | |
| 195017-100-12 | 1200 | 16,76 | |



MOD 5017

| Veiligheidsglas | | Gehard/gelaagd | |
|------------------------|------|----------------|--|
| OUTDOOR | W | T | |
| SELL OUT 195017-040-11 | 400 | 16,76 | |
| SELL OUT 195017-050-11 | 500 | 16,76 | |
| SELL OUT 195017-060-11 | 600 | 16,76 | |
| 195017-070-11 | 700 | 16,76 | |
| 195017-080-11 | 800 | 16,76 | |
| 195017-090-11 | 900 | 16,76 | |
| 195017-095-11 | 950 | 16,76 | |
| 195017-100-11 | 1000 | 16,76 | |



MOD 5017

| Veiligheidsglas | | Gehard/gelaagd | |
|------------------------|------|----------------|--|
| OUTDOOR | W | T | |
| SELL OUT 195017-040-12 | 400 | 16,76 | |
| SELL OUT 195017-050-12 | 500 | 16,76 | |
| SELL OUT 195017-060-12 | 600 | 16,76 | |
| 195017-070-12 | 700 | 16,76 | |
| 195017-080-12 | 800 | 16,76 | |
| 195017-090-12 | 900 | 16,76 | |
| 195017-095-12 | 950 | 16,76 | |
| 195017-100-12 | 1000 | 16,76 | |



Q-glass direct uit voorraad leverbaar.

SELL OUT Uitsluitend zo lang de voorraad strekt.

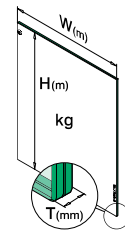
Q-INFO

Berekening

$$H (m) \times W (m) \times 2,5 \times T_g (mm) = kg$$

Voorbeeld

| H | W | T |
|---------------------------------|-------|-------|
| 1,1 m | 1,0 m | 16 mm |
| 1,1 x 1,0 x 2,5 x 16 = 44,00 kg | | |



Q-INFO

Gelamineerd veiligheidsglas

- Geslepen kant
- Afgeronde hoeken
- Facetrand
- Gepolijste kant

VIND HET JUISTE ANKER VOOR UW PROJECT

Controleer de lokale normen voor ankers.

















Vind alle informatie over Q-pac online:



<https://q-ne.ws/QPac23>







Dit overzicht is niet vooraf berekend/getest en is enkel adviserend, gebaseerd op het Q-railing assortiment. Andere ankers/opties zijn niet uitgesloten. Onze extra tools (waaronder Q-pac, ankertool en tabellen) helpen u bij het selecteren van het juiste anker voor uw project. Neem bij twijfel contact op met uw verkoopadviseur.

EASY GLASS® SMART / SMART+ / PRIME









| Montage | t (mm) | Anker | QS | Type | Gebruik | Schroef / Bout | QS | Type | Gebruik | | |
|--|------------------|--|-------------------|--------------------|---------|--|-------------------|------------------|----------|---------|-----|
|  MOD 8210 / 8410 MOD 8310 | 7 / 8,5 | Chemisch  | VOOR BETON | | |  | VOOR STAAL | | | | |
| | | | QS-276 | Q VMU-A M12x175 | INDOOR | | 466 | QS-224 | M12 x 30 | INDOOR | 475 |
| | | | QS-277 | Q VMU-A M12x175 A4 | OUTDOOR | | 466 | + QS-216 | Voor M12 | INDOOR | 475 |
| | | | QS-207 | Q VMZ-IG 90 M12 A4 | OUTDOOR | | 467 | QS-223 | M12 x 30 | OUTDOOR | 475 |
| | | | + QS-225 | M12 x 45 | OUTDOOR | | 475 | + QS-215 | Voor M12 | OUTDOOR | 475 |
| | | | + QS-215 | Voor M12 | OUTDOOR | | 475 | QS-225 | M12 x 45 | OUTDOOR | 475 |
| | | Mechanisch  | QS-574 | Q BSZ SU 10x100 | INDOOR | 470 | + QS-215 | Voor M12 | OUTDOOR | 475 | |
| | | | QS-575 | Q BSZ SU 10x100 A4 | OUTDOOR | 470 | VOOR HOUT | | | | |
| | | | QS-576 | Q BSZ SU 10x120 | INDOOR | 470 | QS-258 | 10 x 120 | INDOOR | 471 | |
| | | | QS-577 | Q BSZ SU 10x120 A4 | OUTDOOR | 470 | QS-290 | 10 x 100 | OUTDOOR | 471 | |
| | | | QS-560 | Q SZ 12/10 A4 | OUTDOOR | 469 | | | | | |
| | | | QS-561 | Q SZ-S 12/10 | INDOOR | 469 | | | | | |
| QS-562 | Q SZ 12/30 A4 | OUTDOOR | 469 | | | | | | | | |
| QS-563 | Q SZ-S 12/30 | INDOOR | 469 | | | | | | | | |
|  MOD 8220 / 8420 | 15 / 20 | Chemisch  | VOOR BETON | | |  | VOOR STAAL | | | | |
| | | | QS-276 | Q VMU-A M12x175 | INDOOR | | 466 | QS-225 | M12 x 45 | OUTDOOR | 475 |
| | | | QS-277 | Q VMU-A M12x175 A4 | OUTDOOR | | 466 | + QS-215 | Voor M12 | OUTDOOR | 475 |
| | | | QS-207 | Q VMZ-IG 90 M12 A4 | OUTDOOR | | 467 | VOOR HOUT | | | |
| | | | + QS-225 | M12 x 45 | OUTDOOR | | 475 | QS-258 | 10 x 120 | INDOOR | 471 |
| | | | + QS-215 | Voor M12 | OUTDOOR | | 475 | QS-290 | 10 x 100 | OUTDOOR | 471 |
| | | Mechanisch  | QS-562 | Q SZ 12/30 A4 | OUTDOOR | 469 | | | | | |
| | | | QS-563 | Q SZ-S 12/30 | INDOOR | 469 | | | | | |
| | | | QS-576 | Q BSZ SU 10x120 | INDOOR | 470 | | | | | |
| | | | QS-577 | Q BSZ SU 10x120 A4 | OUTDOOR | 470 | | | | | |
| | | | | | | | | | | | |
| | | | | | | | | | | | |
|  MOD 8230 / 8430 MOD 8330 | 4 / 5 | Chemisch  | VOOR BETON | | |  | VOOR STAAL | | | | |
| | | | QS-207 | Q VMZ-IG 90 M12 A4 | OUTDOOR | | 467 | QS-224 | M12 x 30 | INDOOR | 475 |
| | | | + QS-225 | M12 x 45 | OUTDOOR | | 475 | + QS-216 | Voor M12 | INDOOR | 475 |
| | | | + QS-215 | Voor M12 | OUTDOOR | | 475 | QS-223 | M12 x 30 | OUTDOOR | 475 |
| | | | | | | | + QS-215 | Voor M12 | OUTDOOR | 475 | |
| | | | | | | | QS-225 | M12 x 45 | OUTDOOR | 475 | |
| | | Mechanisch  | + QS-286 | Voor Q BSZ SK 10 | INDOOR | 470 | + QS-215 | Voor M12 | OUTDOOR | 475 | |
| | | | QS-571 | Q BSZ SK 10x100 | INDOOR | 470 | QS-225 | M12 x 45 | OUTDOOR | 475 | |
| | | | + QS-286 | Voor Q BSZ SK 10 | INDOOR | 470 | + QS-215 | Voor M12 | OUTDOOR | 475 | |
| | | | QS-572 | Q BSZ SK 10x100 A4 | OUTDOOR | 470 | VOOR HOUT | | | | |
| | | | + QS-286 | Voor Q BSZ SK 10 | INDOOR | 470 | QS-258 | 10 x 120 | INDOOR | 471 | |
| | | | QS-573 | Q BSZ SK 10x120 A4 | OUTDOOR | 470 | QS-290 | 10 x 100 | OUTDOOR | 471 | |
| + QS-286 | Voor Q BSZ SK 10 | INDOOR | 470 | | | | | | | | |
| QS-560 | Q SZ 12/10 A4 | OUTDOOR | 469 | | | | | | | | |
| QS-561 | Q SZ-S 12/10 | INDOOR | 469 | | | | | | | | |
| QS-562 | Q SZ 12/30 A4 | OUTDOOR | 469 | | | | | | | | |
| QS-563 | Q SZ-S 12/30 | INDOOR | 469 | | | | | | | | |
|  MOD 8240 / 8440 | 5 / 5 | Chemisch  | VOOR BETON | | |  | VOOR STAAL | | | | |
| | | | QS-276 | Q VMU-A M12x175 | INDOOR | | 466 | QS-224 | M12 x 30 | INDOOR | 475 |
| | | | QS-277 | Q VMU-A M12x175 A4 | OUTDOOR | | 466 | + QS-216 | Voor M12 | INDOOR | 475 |
| | | | QS-207 | Q VMZ-IG 90 M12 A4 | OUTDOOR | | 467 | QS-223 | M12 x 30 | OUTDOOR | 475 |
| | | | + QS-225 | M12 x 45 | OUTDOOR | | 475 | + QS-215 | Voor M12 | OUTDOOR | 475 |
| | | | + QS-215 | Voor M12 | OUTDOOR | | 475 | QS-225 | M12 x 45 | OUTDOOR | 475 |
| | | Mechanisch  | QS-574 | Q BSZ SU 10x100 | INDOOR | 470 | + QS-215 | Voor M12 | OUTDOOR | 475 | |
| | | | QS-575 | Q BSZ SU 10x100 A4 | OUTDOOR | 470 | VOOR HOUT | | | | |
| | | | QS-576 | Q BSZ SU 10x120 | INDOOR | 470 | QS-258 | 10 x 120 | INDOOR | 471 | |
| | | | QS-577 | Q BSZ SU 10x120 A4 | OUTDOOR | 470 | QS-290 | 10 x 100 | OUTDOOR | 471 | |
| | | | QS-560 | Q SZ 12/10 A4 | OUTDOOR | 469 | | | | | |
| | | | QS-561 | Q SZ-S 12/10 | INDOOR | 469 | | | | | |

ANKERS TOEHOREN

EASY GLASS® SLIM

| Montage | t (mm) | Anker | QS | Type | Gebruik | | Schroef / Bout | QS | Type | Gebruik | | | |
|--|--------------------|---|-------------------|--------------------|----------|-------------------|-------------------|----------|-------------------|---------|---------------|----------|---------|
| Top  MOD 8010 | 12,5 |  | Mechanisch | | | VOOR BETON | | | VOOR STAAL | | | | |
| | | | QS-36 | Q SZ-SK 12/50 | INDOOR | 469 | QS-531 | M10 x 35 | INDOOR | 474 | | | |
| | | | QS-519 | Q SZ-SK 12/50 A4 | OUTDOOR | 469 | QS-530 | M10 x 35 | OUTDOOR | 474 | | | |
| | | | QS-571 | Q BSZ SK 10x100 | INDOOR | 470 | VOOR HOUT | | | | | | |
| | | | QS-572 | Q BSZ SK 10x100 A4 | OUTDOOR | 470 | | | | | | | |
| QS-573 | Q BSZ SK 10x120 A4 | OUTDOOR | 470 | QS-251 | 10 x 120 | INDOOR | 471 | | | | | | |
| Top F  MOD 8020 | 10,5 |  | Chemisch | | | VOOR BETON | | | VOOR STAAL | | | | |
| | | | QS-276 | Q VMU-A M12x175 | INDOOR | 466 | QS-223 | M12 x 30 | OUTDOOR | 475 | | | |
| | | | QS-277 | Q VMU-A M12x175 A4 | OUTDOOR | 466 | + QS-215 | Voor M12 | OUTDOOR | 475 | | | |
| | | | QS-207 | Q VMZ-IG 90 M12 A4 | OUTDOOR | 467 | QS-225 | M12 x 45 | OUTDOOR | 475 | | | |
| | | | + QS-225 | M12 x 45 | OUTDOOR | 475 | + QS-215 | Voor M12 | OUTDOOR | 475 | | | |
| | | | + QS-215 | Voor M12 | OUTDOOR | 475 | VOOR HOUT | | | | | | |
| | | | Mechanisch | | | QS-562 | | | | | Q SZ 12/30 A4 | OUTDOOR | 469 |
| | | | QS-563 | Q SZ-S 12/30 | INDOOR | 469 | QS-290 | 10 x 100 | OUTDOOR | 471 | | | |
| | | | QS-576 | Q BSZ SU 10x120 | INDOOR | 470 | VOOR STAAL | | | | | | |
| | | | QS-577 | Q BSZ SU 10x120 A4 | OUTDOOR | 470 | | | | | QS-74 | M12 x 40 | OUTDOOR |
| Zij  MOD 8030 | 7 |  | Mechanisch | | | VOOR BETON | | | VOOR STAAL | | | | |
| | | | QS-36 | Q SZ-SK 12/50 | INDOOR | 469 | QS-250 | 10 x 80 | INDOOR | 471 | | | |
| | | | QS-519 | Q SZ-SK 12/50 A4 | OUTDOOR | 469 | QS-251 | 10 x 120 | INDOOR | 471 | | | |
| | | | QS-571 | Q BSZ SK 10x100 | INDOOR | 470 | VOOR HOUT | | | | | | |
| | | | QS-572 | Q BSZ SK 10x100 A4 | OUTDOOR | 470 | | | | | | | |
| QS-573 | Q BSZ SK 10x120 A4 | OUTDOOR | 470 | VOOR STAAL | | | | | | | | | |













EASY GLASS® PRO

| Montage | t (mm) | Anker | QS | Type | Gebruik | | Schroef / Bout | QS | Type | Gebruik | | | |
|---|-----------|---|-------------------|--------------------|----------|-------------------|-------------------|----------|-------------------|---------|---------------|----------|--------|
| Top  MOD 8110 | 7,5 |  | Chemisch | | | VOOR BETON | | | VOOR STAAL | | | | |
| | | | QS-558 | Q VMZ-IG 90 M12 | INDOOR | 467 | QS-222 | M12 x 30 | INDOOR | 475 | | | |
| | | | QS-557 | Q VMZ-IG 90 M12 A4 | OUTDOOR | 470 | + QS-217 | Voor M12 | INDOOR | 475 | | | |
| | | | Mechanisch | | | QS-574 | Q BSZ SU 10x100 | INDOOR | 470 | QS-221 | M12 x 30 | OUTDOOR | 475 |
| | | | QS-575 | Q BSZ SU 10x100 A4 | OUTDOOR | 470 | + QS-217 | Voor M12 | OUTDOOR | 475 | | | |
| | | | QS-576 | Q BSZ SU 10x120 | INDOOR | 470 | VOOR HOUT | | | | | | |
| | | | QS-577 | Q BSZ SU 10x120 A4 | OUTDOOR | 470 | | | | | QS-258 | 10 x 120 | INDOOR |
| | | | QS-560 | Q SZ 12/10 A4 | OUTDOOR | 469 | QS-290 | 10 x 100 | OUTDOOR | 471 | | | |
| | | | QS-561 | Q SZ-S 12/10 | INDOOR | 469 | VOOR STAAL | | | | | | |
| | | | Chemisch | | | QS-219 | | | | | M12 x 35 | OUTDOOR | 475 |
| Top F  MOD 8120 | 12 |  | Chemisch | | | VOOR BETON | | | VOOR STAAL | | | | |
| | | | QS-276 | Q VMU-A M12x175 | INDOOR | 466 | QS-219 | M12 x 35 | OUTDOOR | 475 | | | |
| | | | QS-277 | Q VMU-A M12x175 A4 | OUTDOOR | 466 | + QS-215 | Voor M12 | OUTDOOR | 475 | | | |
| | | | QS-207 | Q VMZ-IG 90 M12 A4 | OUTDOOR | 467 | QS-225 | M12 x 45 | OUTDOOR | 475 | | | |
| | | | + QS-225 | M12 x 45 | OUTDOOR | 475 | + QS-215 | Voor M12 | OUTDOOR | 475 | | | |
| | | | + QS-215 | Voor M12 | OUTDOOR | 475 | VOOR HOUT | | | | | | |
| | | | Mechanisch | | | QS-562 | | | | | Q SZ 12/30 A4 | OUTDOOR | 469 |
| | | | QS-563 | Q SZ-S 12/30 | INDOOR | 469 | QS-290 | 10 x 100 | OUTDOOR | 471 | | | |
| | | | QS-576 | Q BSZ SU 10x120 | INDOOR | 470 | VOOR STAAL | | | | | | |
| | | | QS-577 | Q BSZ SU 10x120 A4 | OUTDOOR | 470 | | | | | QS-222 | M12 x 30 | INDOOR |
| Zij  MOD 8130 / 8150 | 5,5 / 5,5 |  | Chemisch | | | VOOR BETON | | | VOOR STAAL | | | | |
| | | | QS-558 | Q VMZ-IG 90 M12 | INDOOR | 467 | QS-222 | M12 x 30 | INDOOR | 475 | | | |
| | | | QS-557 | Q VMZ-IG 90 M12 A4 | OUTDOOR | 470 | + QS-217 | Voor M12 | INDOOR | 475 | | | |
| | | | Mechanisch | | | QS-560 | Q SZ 12/10 A4 | OUTDOOR | 469 | QS-221 | M12 x 30 | OUTDOOR | 475 |
| | | | QS-561 | Q SZ-S 12/10 | INDOOR | 469 | + QS-217 | Voor M12 | OUTDOOR | 475 | | | |
| VOOR HOUT | | | | QS-258 | 10 x 120 | INDOOR | 471 | | | | | | |
| | | | | QS-290 | 10 x 100 | OUTDOOR | 471 | | | | | | |
| Zij Y  MOD 8140 | 4,5 |  | Chemisch | | | VOOR BETON | | | VOOR STAAL | | | | |
| | | | QS-558 | Q VMZ-IG 90 M12 | INDOOR | 467 | QS-222 | M12 x 30 | INDOOR | 475 | | | |
| | | | QS-557 | Q VMZ-IG 90 M12 A4 | OUTDOOR | 470 | + QS-217 | Voor M12 | INDOOR | 475 | | | |
| | | | Mechanisch | | | QS-574 | Q BSZ SU 10x100 | INDOOR | 470 | QS-551 | M12 x 40 | INDOOR | 474 |
| | | | QS-575 | Q BSZ SU 10x100 A4 | OUTDOOR | 470 | + QS-217 | Voor M12 | INDOOR | 475 | | | |
| | | | QS-576 | Q BSZ SU 10x120 | INDOOR | 470 | QS-221 | M12 x 30 | OUTDOOR | 475 | | | |
| | | | QS-577 | Q BSZ SU 10x120 A4 | OUTDOOR | 470 | + QS-217 | Voor M12 | OUTDOOR | 475 | | | |
| | | | QS-560 | Q SZ 12/10 A4 | OUTDOOR | 469 | VOOR HOUT | | | | | | |
| | | | QS-561 | Q SZ-S 12/10 | INDOOR | 469 | | | | | QS-258 | 10 x 120 | INDOOR |
| | | | VOOR STAAL | | | | QS-290 | 10 x 100 | OUTDOOR | 471 | | | |







ANKERS

TOEBEHOREN










EASY GLASS® MAX / STRONG

| Montage | t (mm) | Anker | QS | Type | Gebruik | Schroef / Bout | QS | Type | Gebruik | |
|---|--------|---|-----------------------------------|--------------------|---------|--|-------------------|--------|----------|---------|
| Top  | 9,5 |  | Chemisch VOOR BETON | | |  | VOOR STAAL | | | |
| | | | QS-208 | Q VMZ-IG 90 M12 | INDOOR | | 467 | QS-224 | M12 x 30 | INDOOR |
| Top F  | 9,5 |  | Chemisch VOOR BETON | | |  | VOOR STAAL | | | |
| | | | QS-224 | M12 x 30 | INDOOR | | 475 | QS-225 | M12 x 45 | OUTDOOR |
| Zij  | 26,5 |  | Chemisch VOOR BETON | | |  | VOOR STAAL | | | |
| | | | QS-207 | Q VMZ-IG 90 M12 A4 | OUTDOOR | | 467 | QS-215 | Voor M12 | OUTDOOR |
| Zij Y  | 8 |  | Chemisch VOOR BETON | | |  | VOOR STAAL | | | |
| | | | QS-219 | M12 x 35 | OUTDOOR | | 475 | QS-215 | Voor M12 | OUTDOOR |




EASY GLASS® UP

| Montage | t (mm) | Anker | QS | Type | Gebruik | Schroef / Bout | QS | Type | Gebruik | |
|---|--------|---|-----------------------------------|--------------------|---------|--|-------------------|--------|----------|---------|
| Top  | 5,5 |  | Chemisch VOOR BETON | | |  | VOOR STAAL | | | |
| | | | QS-558 | Q VMZ-IG 90 M12 | INDOOR | | 467 | QS-221 | M12 x 30 | OUTDOOR |
| Zij  | 4,5 |  | Chemisch VOOR BETON | | |  | VOOR STAAL | | | |
| | | | QS-557 | Q VMZ-IG 90 M12 A4 | OUTDOOR | | 467 | QS-217 | Voor M12 | OUTDOOR |





















EASY GLASS® VLOERGLASKLEMMEN

| Montage | t (mm) | Anker | QS | Type | Gebruik | Schroef / Bout | QS | Type | Gebruik | |
|---|--------|---|-----------------------------------|--------------------|---------|--|-------------------|--------|----------|--------|
| MOD 6000  | 12 |  | Chemisch VOOR BETON | | |  | VOOR STAAL | | | |
| | | | QS-276 | Q VMU-A M12x175 | INDOOR | | 466 | QS-551 | M12 x 40 | INDOOR |
| MOD 6400  | 11,5 |  | Chemisch VOOR BETON | | |  | VOOR STAAL | | | |
| | | | QS-507 | Q VMU-A M12x175 | INDOOR | | 466 | QS-217 | Voor M12 | INDOOR |
| MOD 6100 / 6200  | 8 / 8 |  | Chemisch VOOR BETON | | |  | VOOR HOUT | | | |
| | | | QS-207 | Q VMZ-IG 90 M12 A4 | OUTDOOR | | 467 | QS-250 | 10 x 80 | INDOOR |

EASY GLASS® AIR

| Montage | t (mm) | Anker | QS | Type | Gebruik | | Schroef / Bout | QS | Type | Gebruik | | |
|--|--------|---|----------|--------------------|---------|------------|----------------|---|------------|---------|-----|--|
|  MOD 6500 | 10 |  | Chemisch | | | VOOR BETON | |  | VOOR STAAL | | | |
| | | | QS-558 | Q VMZ-IG 90 M12 | INDOOR | 467 | QS-222 | | M12 x 30 | INDOOR | 475 | |
| | | | + QS-557 | Q VMZ-IG 90 M12 A4 | OUTDOOR | 470 | + QS-217 | | Voor M12 | INDOOR | 475 | |
| | | | | | | | QS-221 | | M12 x 30 | OUTDOOR | 475 | |
| | | | | | | | + QS-217 | Voor M12 | OUTDOOR | 475 | | |






EASY GLASS® GLASADAPTERS

| Montage | t (mm) | Anker | QS | Type | Gebruik | | Schroef / Bout | QS | Type | Gebruik | | | |
|--|-----------|---|---|------------------------|---------------|---|----------------|---|------------|---------|-----|--|--|
|  MOD 0749 | 5,5 |  | Chemisch | | | VOOR BETON | |  | VOOR STAAL | | | | |
| | | | QS-521 | Q VMZ-IG 80 M10 | INDOOR | 467 | QS-533 | | M10 x 30 | OUTDOOR | 474 | | |
| | | | + QS-532 | M10 x 30mm | INDOOR | 474 | QS-532 | | M10 x 30 | INDOOR | 474 | | |
| | | | QS-520 | Q VMZ-IG 80 M10 A4 | OUTDOOR | 467 | QS-531 | | M10 x 35 | INDOOR | 474 | | |
| | | | | | | | + QS-533 | M10 x 30mm | OUTDOOR | 474 | | | |
| | | | | | | | VOOR HOUT | | | | | | |
| | | | | | |  | QS-251 | 10 x 120 | INDOOR | 471 | | | |
|  MOD 0760 | 11 |  | Chemisch | | | VOOR BETON | |  | VOOR STAAL | | | | |
| | | | QS-507 | Q VMZ-A 125 M12-25/170 | INDOOR | 466 | QS-551 | | M12 x 40 | INDOOR | 474 | | |
| | | | + QS-276 | Q VMU-A M12x175 | INDOOR | 466 | + QS-217 | | Voor M12 | INDOOR | 475 | | |
| | | | QS-35 | Q BZ 8 10-21/75 | INDOOR | 469 | | | | | | | |
| | | | | | | | QS-563 | Q SZ-S 12/30 | INDOOR | 469 | | | |
|  MOD 0762 | 7,5 |  | Chemisch | | | VOOR BETON | |  | VOOR STAAL | | | | |
| | | | QS-63 | VMZ-A 50 M8-15/80 | INDOOR | 466 | QS-29 | | M8 x 35 | INDOOR | 474 | | |
| | | | QS-62 | Q VMZ-A 50 M8-15/80 A4 | OUTDOOR | 466 | + QS-287 | | Voor M8 | INDOOR | 475 | | |
| | | | QS-270 | Q VMU-A M8x110 | INDOOR | 466 | QS-30 | | M8 x 35 | OUTDOOR | 474 | | |
| | | | | | | | + QS-287 | Voor M8 | OUTDOOR | 475 | | | |
| | | | | | | | QS-34 | Q BZ 8 10-21/75 A4 | OUTDOOR | 469 | | | |
| | | | | | | | QS-35 | Q BZ 8 10-21/75 | INDOOR | 469 | | | |
|  MOD 0766 | 19,5 |  | Chemisch | | | VOOR BETON | |  | VOOR STAAL | | | | |
| | | | QS-528 | Q VMZ-IG 75 M8 | INDOOR | 467 | QS-29 | | M8 x 35 | INDOOR | 474 | | |
| | | | + QS-29 | M8 x 35mm | INDOOR | 474 | + QS-287 | | Voor M8 | INDOOR | 475 | | |
| | | | + QS-287 | Voor M8 | INDOOR | 475 | | | | | | | |
| | | | | | | | QS-34 | Q BZ 8 10-21/75 A4 | OUTDOOR | 469 | | | |
| | | | | | | | QS-35 | Q BZ 8 10-21/75 | INDOOR | 469 | | | |
|  MOD 4762 | 11 |  | Chemisch | | | VOOR BETON | |  | VOOR STAAL | | | | |
| | | | QS-272 | Q VMU-A M10x130 | INDOOR | 466 | QS-67 | | M10 x 40 | INDOOR | 474 | | |
| | | | QS-273 | Q VMU-A M10x130 A4 | OUTDOOR | 466 | QS-72 | | M10 x 45 | OUTDOOR | 474 | | |
| | | | QS-34 | Q BZ 8 10-21/75 A4 | OUTDOOR | 469 | | | | | | | |
| | | | | | | | QS-35 | Q BZ 8 10-21/75 | INDOOR | 469 | | | |
|  MOD 0763 | 9 |  | Chemisch | | | VOOR BETON | |  | VOOR STAAL | | | | |
| | | | QS-276 | Q VMU-A M12x175 | INDOOR | 466 | QS-551 | | M12 x 40 | INDOOR | 474 | | |
| | | | QS-277 | Q VMU-A M12x175 A4 | OUTDOOR | 466 | + QS-217 | | Voor M12 | INDOOR | 475 | | |
| | | | QS-507 | Q VMU-A M12x175 | INDOOR | 466 | QS-221 | | M12 x 30 | OUTDOOR | 475 | | |
| | | | | | | | | + QS-217 | Voor M12 | OUTDOOR | 475 | | |
| | Optioneel | |  | Mechanisch | | | | | | | | | |
| | | | | QS-560 | Q SZ 12/10 A4 | OUTDOOR | 469 | | | | | | |
| | | | | QS-561 | Q SZ-S 12/10 | INDOOR | 469 | | | | | | |
| QS-34 | | | | Q BZ 8 10-21/75 A4 | OUTDOOR | 469 | | | | | | | |
| | | | | | | | QS-35 | Q BZ 8 10-21/75 | INDOOR | 469 | | | |




ANKERS

TOEBEHOREN









EASY GLASS® FRANSE BALKONS - EASY GLASS® VIEW

| Montage | t (mm) | Anker | QS | Type | Gebruik | Schroef / Bout | QS | Type | Gebruik | | |
|--|--------|---|---------------------|---|---------|--|------------|--|-----------|---------|-----|
|  MOD 6839 / 6830 MOD 6849 | 4,5 |  | Chemisch VOOR BETON | | |  | VOOR STAAL | | | | |
| | | | QS-529 | QVMZ-IG 75 M8 | OUTDOOR | | 467 | QS-27 | M8 x 20 | OUTDOOR | 474 |
| | | | + QS-27 | M8 x 20 | OUTDOOR | | 474 | QS-30 | M8 x 35 | OUTDOOR | 474 |
| | | | |  | Overige | | |  | VOOR HOUT | | |
| | | QS-266 | 5,5 x 50 | | OUTDOOR | 471 | QS-264 | | 6 x 80 | OUTDOOR | 471 |
| | | QS-579 | M16 x 65 | | OUTDOOR | 471 | | | | | |

EASY GLASS® FRANSE BALKONS - MOD 6507-6508













| Montage | t (mm) | Anker | QS | Type | Gebruik | Schroef / Bout | QS | Type | Gebruik | | |
|---|--------|---|---------------------|---|------------|--|------------|-------|----------|---------|-----|
|  MOD 6507 / 6508 | 4 |  | Chemisch VOOR BETON | | |  | VOOR STAAL | | | | |
| | | | QS-64 | QVMZ-A 60 M10-10/85 A4 | OUTDOOR | | 466 | QS-72 | M10 x 45 | OUTDOOR | 474 |
| | | | |  | Mechanisch | | | | | | |
| | | QS-273 | QVMU-A M10x130 A4 | | OUTDOOR | 466 | | | | | |
| | | | QS-58 | Q BZ 10 10-30/90 A4 | OUTDOOR | 469 | | | | | |

EASY GLASS® FRANSE BALKONS MET GLASADAPTERS









| Montage | t (mm) | Anker | QS | Type | Gebruik | Schroef / Bout | QS | Type | Gebruik | | |
|--|--------|---|---------------------|---|------------|--|------------|--|-------------------------------|---------|-----|
|  MOD 0749 | 5,5 |  | Chemisch VOOR BETON | | |  | VOOR STAAL | | | | |
| | | | QS-520 | QVMZ-IG 80 M10 A4 | OUTDOOR | | 467 | QS-533 | M10 x 30 | OUTDOOR | 474 |
| | | | + QS-533 | M10 x 30mm | OUTDOOR | | 474 | QS-530 | M10 x 35 | OUTDOOR | 474 |
|  MOD 0763 | 9 |  | Chemisch VOOR BETON | | |  | VOOR STAAL | | | | |
| | | | QS-277 | QVMU-A M12x175 A4 | OUTDOOR | | 466 | QS-221 | M12 x 30 | OUTDOOR | 475 |
| | | | |  | Mechanisch | | |  | + QS-217 Voor M12 OUTDOOR 475 | | |
| | | QS-60 | QVMU-A M12x175 A4 | | OUTDOOR | 466 | | | | | |
| | | QS-560 | Q SZ 12/10 A4 | | OUTDOOR | 469 | | | | | |
| | | | QS-34* | Q BZ 8 10-21/75 A4 | OUTDOOR | 469 | | | | | |

*Optioneel





BORSTWERINGEN

| Montage | t (mm) | Anker | QS | Type | Gebruik | Schroef / Bout | QS | Type | Gebruik | | |
|---|--------|---|---------------------|---------------|---------|--|------------|-------|---------|---------|-----|
|  MOD 4828 | 7 |  | Chemisch VOOR BETON | | |  | VOOR STAAL | | | | |
| | | | QS-529 | QVMZ-IG 75 M8 | OUTDOOR | | 467 | QS-20 | M8 x 25 | OUTDOOR | 474 |
| | | | | | Overige | | | | | | |
| | | | QS-579 | M16 x 65 | OUTDOOR | 471 | | | | | |
|  MOD 0842 MOD 0843 | 14,5 |  | Chemisch VOOR BETON | | |  | VOOR STAAL | | | | |
| | | | QS-529 | QVMZ-IG 75 M8 | OUTDOOR | | 467 | QS-22 | M8 x 40 | OUTDOOR | 474 |
| | | | | | Overige | | | | | | |
| | | | QS-579 | M16 x 65 | OUTDOOR | 471 | | | | | |
|  MOD 6517 | 4 |  | Chemisch VOOR BETON | | |  | VOOR STAAL | | | | |
| | | | QS-529 | QVMZ-IG 75 M8 | OUTDOOR | | 467 | QS-27 | M8 x 20 | OUTDOOR | 474 |
| | | | | | Overige | | | | | | |
| | | | QS-579 | M16 x 65 | OUTDOOR | 471 | | | | | |
|  MOD 6518 | 4 |  | Chemisch VOOR BETON | | |  | VOOR STAAL | | | | |
| | | | QS-529 | QVMZ-IG 75 M8 | OUTDOOR | | 467 | QS-27 | M8 x 20 | OUTDOOR | 474 |
| | | | | | Overige | | | | | | |
| | | | QS-579 | M16 x 65 | OUTDOOR | 471 | | | | | |





EASY ALU

| Montage | t (mm) | Anker | QS | Type | Gebruik | Schroef/ Bout | QS | Type | Gebruik | |
|--|--------|---|---------------------|--------------------|-------------|------------------|---|-----------|---------|------------|
| Top  MOD 9026 | 26 |  | Chemisch VOOR BETON | | | INDOOR 466 |  | VOOR HOUT | | |
| | | | QS-284 | Q VMU-A M12 x 265 | OUTDOOR 466 | | | QS-255 | 8 x 80 | INDOOR 471 |
| Zij  MOD 9028-120-00 | 8 |  | Chemisch VOOR BETON | | | INDOOR 466 |  | VOOR HOUT | | |
| | | | QS-276 | Q VMU-A M12x175 | OUTDOOR 466 | | | QS-255 | 8 x 80 | INDOOR 471 |
| MOD 9028-120-90  MOD 9028-120-90 | 20 |  | Mechanisch | | | INDOOR 470 | | | | |
| | | | QS-574 | Q BSZ SU 10x100 | OUTDOOR 470 | | | | | |
| | | | QS-575 | Q BSZ SU 10x100 A4 | INDOOR 470 | | | | | |
| | | | QS-576 | Q BSZ SU 10x120 | OUTDOOR 470 | | | | | |
| | | | QS-577 | Q BSZ SU 10x120 A4 | INDOOR 470 | | | | | |











SQUARE LINE® 40x40

| Voor | t (mm) | Anker | QS | Type | Gebruik | | |
|--|--------|---|---------------------|-------------------------|-------------|------------|-------------|
| Top  MOD 4921 / 4972 | 8 |  | Chemisch VOOR BETON | | | INDOOR 466 | |
| | | | QS-65 | Q VMZ-A 60 M10-10/85 | OUTDOOR 466 | | |
| MOD 4942 / 4940  MOD 4942 / 4940 | |  | Mechanisch | | | INDOOR 469 | |
| | | | QS-64 | Q VMZ-A 60 M10-10/85 A4 | OUTDOOR 469 | | |
| | | | QS-59 | Q BZ 10 10-30/90 | INDOOR 469 | | OUTDOOR 469 |
| | | | QS-58 | Q BZ 10 10-30/90 A4 | | | |

SQUARE LINE® 60x30

| Voor | t (mm) | Anker | QS | Type | Gebruik | |
|--|--------|---|---------------------|------------------------|-------------|-------------|
| Top  MOD 4901 / 3503 | 11 |  | Chemisch VOOR BETON | | | OUTDOOR 467 |
| | | | QS-559 | Q VMZ-IG 105 M12 A4 | | |
| Zij  MOD 4558 | 11 |  | Mechanisch | | | OUTDOOR 470 |
| | | | QS-577 | Q BSZ SU 10x120 A4 | | |
| | | | Chemisch VOOR BETON | | | INDOOR 466 |
| | | | QS-63 | Q VMZ-A 50 M8-15/80 | OUTDOOR 466 | |
| | | | QS-62 | Q VMZ-A 50 M8-15/80 A4 | INDOOR 466 | |

Q-LINE

| Montage | t (mm) | Anker | QS | Type | Gebruik | Schroef / Bout | QS | Type | Gebruik | |
|---------------------------------------|--------|------------|----|------------|--------------------------|--|---------|----------|---------|-----|
| MOD 3504 | 10 | Chemisch | | VOOR BETON | |  | | | | |
| | | Mechanisch | | QS-273 | QVMU-A M10 x 130 | | OUTDOOR | 466 | | |
| | | | | QS-58 | Q BZ 10 10-30/90 | | OUTDOOR | 469 | | |
| | | | | QS-578 | Q BSZ SU 8 x 70 A4 | | OUTDOOR | 470 | | |
| MOD 0948 MOD 0949 | 12 | Chemisch | | VOOR STAAL | |  | QS-223 | M12 x 30 | OUTDOOR | 475 |
| | | | | + QS-217 | Voor M12 | | OUTDOOR | 475 | | |
| | | | | QS-219 | M12 x 35 | OUTDOOR | 475 | | | |
| | | | | + QS-217 | Voor M12 | OUTDOOR | 475 | | | |
| | | | | QS-225 | M12 x 40 | OUTDOOR | 475 | | | |
| | | | | + QS-217 | Voor M12 | OUTDOOR | 475 | | | |
| MOD 0921 / 9921 | 8 | Chemisch | | VOOR BETON | |  | | | | |
| | | | | QS-65 | Q VMZ-A 60 M10-10/85 | | INDOOR | 466 | | |
| | | | | QS-64 | Q VMZ-A 60 M10-10/85 A4 | | OUTDOOR | 466 | | |
| | | Mechanisch | | QS-59 | Q BZ 10 10-30/90 | | INDOOR | 469 | | |
| | | | | QS-58 | Q BZ 10 10-30/90 A4 | OUTDOOR | 469 | | | |
| MOD 0962 / 0940 | 8 | Chemisch | | VOOR BETON | |  | | | | |
| | | | | QS-63 | VMZ-A 50 M8-15/80 | | INDOOR | 466 | | |
| | | | | QS-62 | Q VMZ-A 50 M8-15/80 A4 | | OUTDOOR | 466 | | |
| | | Mechanisch | | QS-35 | Q BZ 8 10-21/75 | | INDOOR | 469 | | |
| | | | | QS-34 | Q BZ 8 10-21/75 A4 | OUTDOOR | 469 | | | |
| MOD 0912 / 3502 | 8 | Chemisch | | VOOR BETON | |  | | | | |
| | | | | QS-63 | VMZ-A 50 M8-15/80 | | INDOOR | 466 | | |
| | | | | QS-62 | Q VMZ-A 50 M8-15/80 A4 | | OUTDOOR | 466 | | |
| | | Mechanisch | | QS-35 | Q BZ 8 10-21/75 | | INDOOR | 469 | | |
| | | | | QS-34 | Q BZ 8 10-21/75 A4 | OUTDOOR | 469 | | | |
| MOD 0916 / 0917 | 13,5 | Chemisch | | VOOR BETON | |  | | | | |
| | | | | QS-272 | QVMU-A M10 x 130 | | INDOOR | 466 | | |
| | | | | QS-273 | QVMU-A M10 x 130 | | OUTDOOR | 466 | | |
| MOD 3508 | 10 | Chemisch | | VOOR BETON | |  | | | | |
| | | | | QS-275 | QVMU-A M12 x 155 | | OUTDOOR | 466 | | |
| | | Mechanisch | | QS-560 | Q SZ 12/10 A4 | | OUTDOOR | 469 | | |
| | | | | QS-562 | Q SZ 12/30 A4 | | OUTDOOR | 469 | | |
| MOD 0557 | 11 | Chemisch | | VOOR BETON | |  | | | | |
| | | | | QS-33 | Q VMZ-A 75 M12-25/120 | | INDOOR | 466 | | |
| | | | | QS-32 | Q VMZ-A 75 M12-25/120 A4 | | OUTDOOR | 466 | | |
| MOD 0555 0551 / 0552 | 11 | Chemisch | | VOOR BETON | |  | | | | |
| | | | | QS-33 | Q VMZ-A 75 M12-25/120 | | INDOOR | 466 | | |
| | | | | QS-275 | QVMU-A M12x155 | OUTDOOR | 466 | | | |
| MOD 0558 | 10,5 | Chemisch | | VOOR BETON | |  | | | | |
| | | | | QS-33 | Q VMZ-A 75 M12-25/120 | | INDOOR | 466 | | |
| | | | | QS-275 | QVMU-A M12x155 | | OUTDOOR | 466 | | |
| MOD 0556 | 20 | Chemisch | | VOOR STAAL | | | | | | |
| | | | | QS-505 | Q VMZ-IG 105 M12 | | INDOOR | 467 | | |
| | | | | + QS-551 | M12 x 40 | | INDOOR | 474 | | |
| | | | | + QS-217 | Für M12 | | INDOOR | 475 | | |

ANKERS
TOEFHOREN